




**TOYOTA**

LEAD THE WAY



***COROLLA***





# LOVE AT FIRST SIGHT

## AGAIN.

Eye-catching, bold and refined, the new Toyota Corolla turns heads with its sophisticated styling and superior handling. With a spacious interior designed to comfortably seat family and friends – and improvements on advanced features to keep them safe and secure – **the new Toyota Corolla is everything you've been looking for.**

Luxury isn't only confined to its interior – you also have the added luxury of choice in performance. Whether you opt for the Esteem, Prestige or Exclusive, every model of the new Toyota Corolla gives the driver the experience and sensation of a dynamic drive.

Made for the loyals and the newly converted, the new Toyota Corolla is the ultimate vehicle for those who want the enjoyment of driving and owning a vehicle designed to deliver comfort, convenience and sophistication.



1.3

Esteem

1.3

Prestige

1.4D

Esteem

1.4D

Prestige

1.6

Esteem

1.6

Prestige

1.6

Prestige  
CVT

1.8

Prestige

1.8

Exclusive

1.8

Exclusive  
CVT





# LOVE DRIVING

## GET FURTHER THAN EVER BEFORE.

Not only is the new Toyota Corolla a source of pride and achievement, it's also an absolute joy to drive. And with advanced engine modifications and fuel efficiency starting at 4.5L/100km, you'll save fuel even while you accelerate ahead of the competition.

Every model has been designed to deliver. Whether it's the 1.3 litre petrol, 1.6 litre petrol, 1.4 litre diesel or the grand 1.8 litre petrol, engine performance and variations in transmission and torque mean that if you love driving, you'll find the perfect model to suit your style.

To further enhance the smooth, comfortable drive you'd expect from a Toyota Corolla, we've fine-tuned the overall handling stability, and new technology has been used to reduce any noise, vibration and harshness (NVH).

Whichever model you choose, and wherever you're headed in your new Toyota Corolla, the sense of pride you feel will be matched equally to the value of fuel efficiency and the engine performance.

1.3	73 kW of power @ 6000 rpm	128 Nm of torque @ 3800 rpm
1.4D	66 kW of power @ 3800 rpm	205 Nm of torque @ 1800 - 2800 rpm
1.6	90 kW of power @ 6000 rpm	154Nm of torque @ 5200 rpm
1.8	103 kW of power @ 6400 rpm	173Nm of torque @ 4000 rpm





MODEL SHOWN 1.6 COROLLA PRESTIGE



# DESIGNED TO BE LOVED

## FOR THOSE WHO APPRECIATE GOOD LOOKS.

You're heading out: whether it's to a family gathering, to an important meeting, or with friends for a night on the town, the new Toyota Corolla looks as good as you do. Designed by world-renowned automotive specialists, the exterior and interior form a cohesive whole that's guaranteed to wow. And no matter what angle you see it from, the main message comes through - sophisticated and luxurious.

When viewed from the front, the newly raised engine hood and curved bumper corners give the viewer the sensation of a sculpted 3D effect. Coupled with the thin wide upper grille, headlamps and the under grille, this well-considered integration comes together to form a streamlined, seamless appearance.

On the 1.8 Exclusive model the chrome-plated upper grille wraps from the grille centre around to the edges of the LED headlamps, with the grille bar continuing into the headlamps to give the new Toyota Corolla a stronger, more masculine presence and a sportier look.

**From the side, the lines run through in an elegant flow -** the newly raised front top links to join the front and rear in harmony. Coloured exterior mirrors are integrated with an indicator and are electronically adjustable. To unite the overall look, Prestige and Exclusive models come with 16" alloy wheels.



# STYLED RIGHT

## FOR THE LOVE OF GOOD DESIGN.

The chrome lines finish at the back, resulting in a low, wide posture. The design is cleaner and bigger than before, partly due to the fact that the light guide has been moved down and that the chrome line now runs through the entire garnish.

We've also half-matched the rear license garnish with the body colour to create an integrated feel with the trunk lid, thus creating continuity.

For the rear combination lamp design, we've made a smoky upper outer lens to create contrast with the shiny chrome, and added a red lower outer lens that looks darker. The 1.8 Exclusive includes an outer lens with a 3D cross-section that further emphasises the lower-slung gravity and suspension.

To light the way, all models come with rear fog lamps and LED daytime running lights, with additional front fog lamps, LED combination lamps and automatic headlamp levelling on the 1.8 Exclusive models.

Esteem models are fitted with halogen rear lamps.







# LUXURY MEETS COMFORT

**SIT BACK, RELAX AND KNOW THAT YOU'VE ARRIVED.**

*What does it feel like to have the world at your fingertips?*

From starting the ignition with the smart-entry system (Exclusive models only) to the beautifully laid out instrument panel, the new Toyota Corolla puts all your options within arm's reach.



# IT'S ALL ABOUT CREATING COMFORT, AND THE LATEST TOYOTA COROLLA OFFERS THAT ON EVERY LEVEL.

It's all about creating comfort, and the Toyota Corolla offers that on every level. For your added convenience, we've made some upgrades: frequently used switches have now been made into toggle-shaped switches so that you can shuffle between options, while the automatic air-conditioner\* and the heater control panels have been updated with high-quality chrome-plated ornamentation and illumination.

**\* 1.8 Exclusive model only**

The meter counter has also been redesigned and the graphics have been updated. On the high-end models there is now a double-gauge meter\*\* and chrome-plated ornamentation has been installed on the meter ring.

**\*\* The 1.8 Exclusive model also comes with a 4.2 inch colour Multi-Information Display.**

The centre cluster also has a precise, advanced look and feel. Inspired by the latest in tablet design, the cluster is coated in piano-black with satin chrome plating-like paint on the top and bottom. Finishing touches include satin chrome ornamentation, a multi-purpose box, and a piano-black shift bezel in neat, exacting lines.



These options are all laid out in the spacious comfort of the sedan. Because of the space between compartments, the cabin has a wide-open feeling creating the sensation of simple, yet advanced sophistication. On selected models, you can get even more such as leather seats and the reverse camera with guidelines.

Wherever you're going, your hands will be on the steering wheel – and with its stylish leather finish, you'll not want to take your hands off it\*. For added sportiness, the steering wheel's central V-shaped ornamentation and horn pad are designed to match the instrument panel. The wheel also features display\*\* audio, info display and telephone switches. If you're in the 1.6 or 1.8 models\*, long trips are even more comfortable as you can sit back and activate cruise control to get where you are going.

**\* Excluding Esteem models**

**\*\* Exclusive models only**





# LOVE FAMILY, LOVE SAFETY

## RELIABILITY AND SAFETY GO HAND IN HAND.

We know how much safety and security means to you. That's why we've included the most advanced features as standard on all our models. When on the road, you want these systems working behind the scenes to ensure that you don't come anywhere near danger.

The Anti-lock Braking System (ABS) monitors the speed of each wheel to detect locking, releases braking pressure and provides optimum braking pressure to each wheel, improving steering control during sudden stops. As part of the braking operations, the Brake Assist System (BAS) is an active vehicle safety feature designed to help drivers come to a stop more quickly during an episode of emergency braking. The Electronic Brake-force Distribution (EBD) ensures that you're always in control, even in potentially dangerous situations.

Another active safety feature is Vehicle Stability Control (VSC). Now standard on all 1.6 and 1.8 models, braking is automatically applied to all four individual wheels and engine power is reduced to help secure the safety of the vehicle. Hill-Start Assist Control (HAC) makes sure you take off smoothly on an incline and is available on all 1.6 and 1.8 models.

There is also the option of a back monitor\* with parking guidelines if you need assistance when reverse parking.

\*Excluding Esteem models



If a bad situation should arise, airbags are deployed. In an emergency, there are airbags for the driver, for front passengers and in the side doors, with additional driver knee and curtain shield airbags on 1.8 Exclusive models.

All models have an immobiliser and alarm, child protection on the rear door, ISO-FIX child restraint system and wireless door lock.

On the 1.8 Exclusive, you can also use smart entry and the automatic Follow-Me-Home light control system when necessary.





# LOVE TO CARE

Toyota’s vision of sustainable mobility is ingrained and honoured on all levels. The fuel-efficient engines of the Corolla range help reduce CO<sub>2</sub> emissions and the carbon footprint of the cars. Plastics that are highly recyclable are used in the instrument panel, door trims and the majority of the interior and exterior components. The plastic components have also been uniquely designed so that they are easier to dismantle for recycling.

**Toyota is serious about combating the problems associated with waste tyres in the country and has therefore taken up its producer responsibility as defined by the new Waste Management Act of 2008.**

	1.3 Esteem	1.3 Prestige	1.4D Esteem*	1.4D Prestige*	1.6 Esteem	1.6 Prestige	1.6 Prestige CVT	1.8 Prestige	1.8 Exclusive	1.8 Exclusive CVT
Fuel Consumption Combined Cycle (ℓ/100km)	6.0	6.0	4.5	4.5	6.6	6.6	6.3	7.0	7.0	6.4
CO <sub>2</sub> (g/km)	139	139	119	119	157	157	150	165	165	152

► Waste Tyre Registration Number: TPREG0031GAU



## TECHNICAL SPECIFICATIONS

ENGINE AND DRIVETRAIN		1.3 Esteem	1.3 Prestige	1.4D Esteem*	1.4D Prestige*	1.6 Esteem	1.6 Prestige	1.6 Prestige CVT	1.8 Prestige	1.8 Exclusive	1.8 Exclusive CVT
Bore x stroke (mm)		72.5 x 80.5	72.5 x 80.5	73.0 x 81.5	73.0 x 81.5	80.5 x 78.5	80.5 x 78.5	80.5 x 78.5	80.5 x 88.3	80.5 x 88.3	80.5 x 88.3
Compression ratio		11.5:1	11.5:1	16.5:1	16.5:1	10.2:1	10.2:1	10.2:1	10.0:1	10.0:1	10.0:1
Differential gear ratio		4.538	4.538	3.944	3.944	4.538	4.538	5.698	4.538	4.538	5.698
Displacement (cm³)		1329	1329	1364	1364	1598	1598	1598	1798	1798	1798
Emission control		Euro 4-without OBD	Euro 4-without OBD	Euro 4-without OBD	Euro 4-without OBD	Euro 2-without OBD	Euro 2-without OBD	Euro 2-without OBD	Euro 2-without OBD	Euro 2-without OBD	Euro 2-without OBD
Fuel system		Petrol-EFI	Petrol-EFI	Diesel-Common Rail	Diesel-Common Rail	Petrol-EFI	Petrol-EFI	Petrol-EFI	Petrol-EFI	Petrol-EFI	Petrol-EFI
Maximum power (kW @ r/min)		73 @ 6000	73 @ 6000	66 @ 3800	66 @ 3800	90 @ 6000	90 @ 6000	90 @ 6000	103 @ 6400	103 @ 6400	103 @ 6400
Maximum torque (Nm @ r/min)		128 @ 3800	128 @ 3800	205 @ 1800-2800	205 @ 1800-2800	154 @ 5200	154 @ 5200	154 @ 5200	173 @ 4000	173 @ 4000	173 @ 4000
Number of cylinders and arrangement		Inline-4	Inline-4	Inline-4	Inline-4	Inline-4	Inline-4	Inline-4	Inline-4	Inline-4	Inline-4
Starting system		Rotary (Mechanical)	Rotary (Mechanical)	Rotary (Mechanical)	Rotary (Mechanical)	Rotary (Mechanical)	Rotary (Mechanical)	Rotary (Mechanical)	Rotary (Mechanical)	Push Start	Push Start
Suspension (rear)		Torsion beam	Torsion beam	Torsion beam	Torsion beam	Torsion beam	Torsion beam	Torsion beam	Torsion beam	Torsion beam	Torsion beam
Transmission		Manual-6-speed	Manual-6-speed	Manual-6-speed	Manual-6-speed	Manual-6-speed	Manual-6-speed	CVT	Manual-6-speed	Manual-6-speed	CVT
Valve mechanism		16,DOHC, Dual VVT-I	16, DOHC, Dual VVT-I	8, SOHC	8, SOHC	16, Dual VVT-I, DOHC	16, Dual VVT-I, DOHC	16, Dual VVT-I, DOHC	16, Dual VVT-I, DOHC	16, Dual VVT-I, DOHC	16, Dual VVT-I, DOHC
Suspension (front)		MacPherson	MacPherson	MacPherson	MacPherson	MacPherson	MacPherson	MacPherson	MacPherson	MacPherson	MacPherson
Engine capacity (litre)		1.3	1.3	1.4	1.4	1.6	1.6	1.6	1.8	1.8	1.8

## EXTERIOR FEATURES

Wheel and tyre	F.195-65R15 Steel/ R.195-65R15 Steel	F.205-55R16 Alloy/ R.205-55R16 Alloy	F.195-65R15 Steel/ R.195-65R15 Steel	F.205-55R16 Alloy/ R.205-55R16 Alloy	F.195-65R15 Steel/ R.195-65R15 Steel	F.205-55R16 Alloy/ R.205-55R16 Alloy	F.205-55R16 Alloy/ R.205-55R16 Alloy	F.205-55R16 Alloy/ R.205-55R16 Alloy	F.205-55R16 Alloy/ R.205-55R16 Alloy	F.205-55R16 Alloy/ R.205-55R16 Alloy
Daytime running light	LED	LED	LED	LED	LED	LED	LED	LED	LED	LED
Outside door handles	Colour-coded	Colour-coded	Colour-coded	Colour-coded	Colour-coded	Colour-coded	Colour-coded	Colour-coded	Colour-coded-Smart Entry	Colour-coded-Smart Entry
Front fog lamps									Halogen	Halogen
Headlights	Halogen	Halogen	Halogen	Halogen	Halogen	Halogen	Halogen	Halogen	LED	LED
Headlamp levelling	Manual	Manual	Manual	Manual	Manual	Manual	Manual	Manual	Automatic	Automatic
Light control system	Follow-me-home	Follow-me-home	Follow-me-home	Follow-me-home	Follow-me-home	Follow-me-home	Follow-me-home	Follow-me-home	Follow-me-home, Auto light control system	Follow-me-home, Auto light control system
Side mirrors	Colour-coded, power, with indicator	Colour-coded, power, with indicator	Colour-coded, power, with indicator	Colour-coded, power, with indicator	Colour-coded, power, with indicator	Colour-coded, power, with indicator	Colour-coded, power, with indicator	Colour-coded, power, with indicator	Colour-coded, power, with indicator	Colour-coded, power, with indicator
Front grille	Chrome	Chrome	Chrome	Chrome	Chrome	Chrome	Chrome	Chrome	Chrome	Chrome
Rear lights	Bulb type	Bulb type	Bulb type	Bulb type	Bulb type	Bulb type	Bulb type	LED	LED	LED
Rear fog lamp	•	•	•	•	•	•	•	•	•	•
Front window wiper	Intermittent	Intermittent	Intermittent	Intermittent	Intermittent	Intermittent	Intermittent	Intermittent	Rain sensing, auto, intermittent	Rain sensing, auto, intermittent

## INTERIOR FEATURES

[illegible]

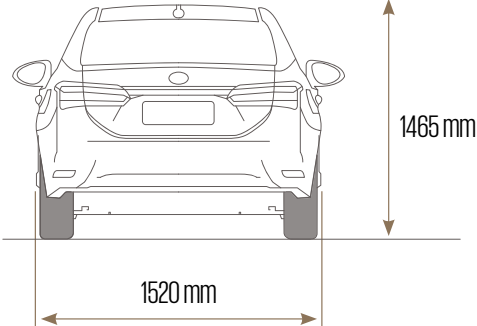
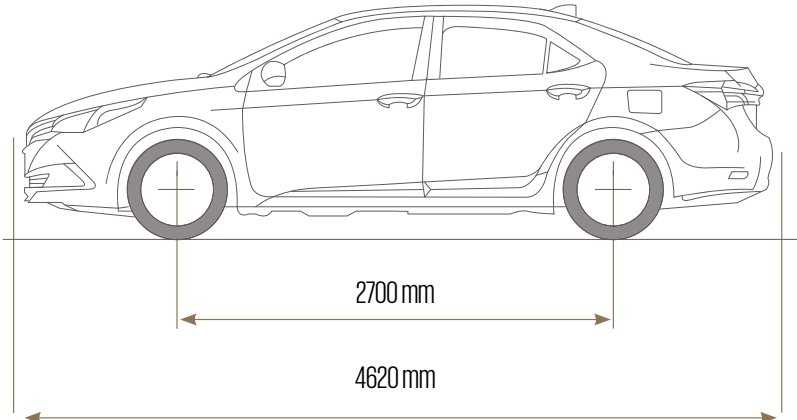
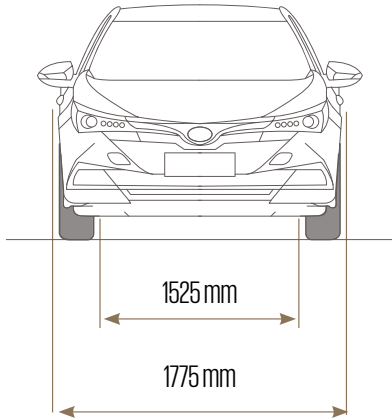
## SAFETY AND SECURITY

[illegible]



DIMENSIONS AND CAPACITIES

	1.3 Esteem	1.3 Prestige	1.4D Esteem*	1.4D Prestige*	1.6 Esteem	1.6 Prestige	1.6 Prestige CVT	1.8 Prestige	1.8 Exclusive	1.8 Exclusive CVT
Front tread (mm)	1535	1525	1535	1525	1535	1525	1525	1525	1525	1525
Fuel tank size (ℓ)	55	55	55	55	55	55	55	55	55	55
Gross Combination Mass (GCM)	2735	2735	2780	2780	3060	3060	3060	3085	3085	3085
Ground clearance (mm)	125	125	125	125	125	125	125	125	125	125
Gross Vehicle Mass (GVM)	1735	1735	1780	1780	1760	1760	1760	1785	1785	1785
Height (mm)	1465	1465	1465	1465	1465	1465	1465	1465	1465	1465
Length (mm)	4620	4620	4620	4620	4620	4620	4620	4620	4620	4620
Lugagge capacity (ℓ)	452	452	452	452	452	452	452	452	452	452
Rear tread (mm)	1535	1520	1535	1520	1535	1520	1520	1520	1520	1520
Towing capacity - unbraked (kg)	450	450	450	450	450	450	450	450	450	450
Towing capacity - braked (kg)	1000	1000	1000	1000	1300	1300	1300	1300	1300	1300
Wheelbase (mm)	2700	2700	2700	2700	2700	2700	2700	2700	2700	2700
Width (mm)	1775	1775	1775	1775	1775	1775	1775	1775	1775	1775



ACCESSORIES



Part Number	Item	Description	1.3 Esteem	1.3 Prestige	1.4D Esteem*	1.4D Prestige*	1.6 Esteem	1.6 Prestige	1.6 Prestige CVT	1.8 Prestige	1.8 Exclusive	1.8 Exclusive CVT
PZN58A1006	Boot mat	High-quality boot mat that is dust absorbent, stain proof and fire resistant. Protects your vehicle's original load-area carpet.	•	•	•	•	•	•	•	•	•	•
PZN53A0012	Bonnet guard - carbon-fibre look	Easily fitted acrylic bonnet protector. Protects the bonnet from stone chips. Also available in clear (PZN53A0011).	•	•	•	•	•	•	•	•	•	•
PZ402E3470AB	Boot spoiler - primed	Seamlessly integrates with your Corolla's streamlining to create a look of high performance.	•	•	•	•	•	•	•	•	•	•
PW59302002	Fog lamp kit	Enhances forward illumination to support safer driving during bad weather while also adding an extra design facet to the front of your vehicle.	•	•	•	•	•	•	•	•		
GTA67A0000	Laser shades - second row	Toyota Laser Sun Shades are custom made to perfectly fit your vehicle. With high strength magnets embedded in the shade frame, they attach to the window frame of your vehicle, making them easy to install and remove. Also available in a complete set (GTA67A0001).	•	•	•	•	•	•	•	•	•	•
PZ403E3617GA	Roof rack	The Toyota roof rack is a lockable, aerodynamic design that is easy to install and remove.	•	•	•	•	•	•	•	•	•	•
PZ0471200100	Side moldings - primed	Add style and protection to your vehicle's doors with the body side mouldings.	•	•	•	•	•	•	•	•	•	•
PZN67A0008	Side visor, slimline - carbon-fibre look	Four-piece side visor set, aerodynamically shaped to minimise wind noise and buffering when driving with open windows. Also available in clear (PZN67A0007).	•	•	•	•	•	•	•	•	•	•
PZN52A3001	Tow bar - fixed	The fixed tow bar gives your car an added dimension of load-carrying flexibility. Please consult owners manual for towing capacity of the vehicle.	•	•	•	•	•	•				
PZN52A3003	Tow bar - fixed	(Includes tow bar wiring harness).								•	•	•
PZN52A3002	Tow bar - detachable	The Detachable Tow bar gives your car an added dimension of load-carrying flexibility. Please consult owner's manual for towing capacity of the vehicle.	•	•	•	•	•	•				
PZN52A3004	Tow bar - detachable	(Includes tow-bar wiring harness).								•	•	•
PZN55X3036	Toyota safety film (150 micron)	Quality 150 micron safety film available in clear, 50% or 35% variants. Reinforces the glass and keeps shattered glass in place in the event of an accident. Also available in 100 micron (PZN55X3035).	•	•	•	•	•	•	•	•	•	•
GTA71X2001	Tablet holder - black	The tablet holder provides a secure and safe docking system with its self-securing mechanism for any smart phone, tablet or e-reader. To be ordered in conjunction with the docking system (GTA71X2000).	•	•	•	•	•	•	•	•	•	•
PZN33E2004	Wheel locks - alloy	Set of four wheel nuts for alloy wheels with unique coded key.		•		•	•	•		•	•	•
85957SA	Wheel locks - steel	Provides added security at low cost for your valuable wheels and tyres.	•		•		•					

► \*50 PPM diesel requirements. \*\*Figures supplied by Toyota Motor Corporation.



# BEAUTY IS IN THE EYE OF THE BEHOLDER

TOGETHER OR ALONE, THE TOYOTA COROLLA RANGE  
HAS SOMETHING FOR EVERYONE.



1F7 SATIN SILVER METALLIC




1G6 GREY METALLIC



8N0 SEASIDE PEARL METALLIC



040 GLACIER WHITE



4W9 CHESTNUT BROWN



4V8 AVANT-GARDE BRONZE







## TOYOTA FINANCIAL SERVICES

There is no 'one-size-fits-all' when it comes to vehicle finance and insurance, there is only you. With fast, flexible and convenient services we will structure the perfect Corolla deal for you.

At Toyota Financial Services, we believe that purchasing your Toyota should be as enjoyable as driving it. Toyota Financial Services is the fast, flexible and convenient means of financing your Corolla. We have created a range of financial products that suit both private and business customers, easily accessible through your local Toyota dealer. We take the hassle out of arranging finance.

Toyota Financial Services (South Africa) Ltd is an authorised Financial Services (FSP No. 7454) and Registered Credit Provider (NCRCP62). For comprehensive information about products offered by Toyota Financial Services, visit [www.toyota.co.za/toyota-finance](http://www.toyota.co.za/toyota-finance)



Toyota vehicles are known for their Quality, Durability and Reliability. Keeping your Toyota Genuine means no compromises in terms of safety, performance and resale value. The range of Genuine Products and Approved Service will ensure complete peace of mind throughout the ownership journey and beyond. For more information on how to keep your Toyota genuine visit [www.toyota.co.za/genuine](http://www.toyota.co.za/genuine)

## TOYOTA GENUINE PRODUCTS

For guaranteed fit and function, Genuine Parts are essential in maintaining the safety and reliability of your vehicle. **Genuine Parts** comply with all safety, regulatory and environmental requirements, making it the obvious choice. The same exacting precision applies to **Toyota Accessories**, developed by engineers with extensive knowledge on vehicle integration - you can enhance the appeal and functionality of your Corolla without compromising its safety features or warranty. Warranties are about peace of mind, and the **Genuine Extended Warranty** is designed to provide superior cover (up to 6 years or 220 000 km) and a seamless claims process thanks to full integration with Toyota systems. The **Genuine Extended Service Plan** also enjoys exclusive approval by Toyota SA and provides flexible extension options up to 7 years or 200 000 km to suit your period of ownership. Paying today's rates for tomorrow's maintenance is a sensible way to protect the resale value of your Corolla by means of a full service history.

## TOYOTA APPROVED SERVICES

Specialised vehicle maintenance requires first-class facilities, advanced equipment and expert knowledge. **Toyota Quality Service** not only promises accurate diagnosis and repair, but also a philosophy of building trust through a genuine concern for the needs of our customers. To complement the extensive network of Toyota dealers, we have a vast number of **Accredited Body and Paint Repairers**, selected on stringent criteria to ensure outstanding workmanship and customer service. You can maintain your vehicle's pristine condition without compromising its warranty thanks to the exclusive use of Genuine Parts by our Accredited Repairers. Offering 24-hour access to a full complement of assistance and recovery benefits, **Toyota Roadside Assistance** provides the peace of mind that competent support is only a phone call away.

# TOYOTA GENUINE MEANS

✓ UNCOMPROMISED SAFETY    ✓ GUARANTEED QUALITY    ✓ PEACE OF MIND



Download the **MyTOYOTA** App from the Google Play Store or the Apple iStore to receive the latest Toyota news, keep an eye on your vehicle's finance and book your vehicle for a service. You can also book a test drive or arrange roadside assistance, all on your phone.

## DISCLAIMER:

The information contained in this brochure is provided as is and without any warranties of any kind, whether expressed or implied, including but not limited to, implied warranties of satisfactory quality, fitness for a particular purpose and/or correctness. The contents of this brochure are for general information purposes only and do not constitute advice. Toyota Motor Corporation of Japan and Toyota South Africa Motors (Pty) Limited does not represent or warrant that the information and/or specifications contained in this brochure are accurate, complete or current and specifically stipulates that certain vehicle details and specifications contained in this brochure may differ in available models. Therefore, neither Toyota Motor Corporation of Japan nor Toyota South Africa Motors (Pty) Limited make any warranties or representations regarding the use of the content, details, specifications, or information contained in this brochure in terms of their correctness, accuracy, adequacy, usefulness, timeliness, reliability or otherwise, in each case to the fullest extent permitted by law. Please note that claiming of input VAT needs to be verified by customers prior to vehicle purchase as these rulings are subject to SARS interpretation. Toyota South Africa Motors' rights remain reserved.



