



IS |  LEXUS
EXPERIENCE AMAZING



PRECISION MOVEMENT

Meticulous Japanese craftsmanship with leading-edge safety and a dynamic engine, the Lexus IS is the result of relentless attention to detail. For a more engaging drive, we've moved the driver's seat hip point backwards by 18mm and lowered it by 9mm, and raised the steering wheel pitch by 3°. Driving precision has been improved with a more rigid chassis, built using breakthrough adhesive and laser-screw welding technology. Improved multi-link rear suspension provides greater grip and enhances handling. Factor in innovative aerodynamics, and you have a vehicle that is highly responsive.

Model shown IS 350 F SPORT.
South African vehicle specifications may differ.

NOT JUST AN ANCIENT PHILOSOPHY
BUT AN ATTITUDE OF SHEER

POWER



Outside, striking design features include a bold Lexus spindle grille and advanced energy-saving LED headlights with intelligent Auto High-Beam Technology* that light up the road ahead better than ever without burning out. Inside, is a driver-focused sport cockpit with state-of-the-art multimedia and driver support systems. On the road, the Lexus IS is a beautifully balanced sedan to drive, but also a wonderfully comfortable vehicle for passengers to travel in. To fine-tune handling and ensure maximum driving pleasure, we extensively tested this rear-wheel drive sedan on the racetrack. Proving – quite literally – that we don't stop until we create amazing.

With its athletic stance and long coupé roofline, this exceptional sports sedan offers high-end luxury, performance, and hybrid technology within the range:

IS 300 EX | IS 350 F SPORT | IS 300 HYBRID

*Available on IS 350 F SPORT and IS 300h models only.

INSPIRED BY THE BEAUTIFUL
RESERVED FOR THE

BOLD



Model shown IS 300h.
South African vehicle specifications may differ.

Epitomising the philosophy of Takumi craftsmanship, the IS features the unique Lexus spindle grille, styled and refined to reinforce the vehicle's strong and athletic personality. The LED headlights have been extended inward to complement and accentuate the LED Daytime Running Lights for a sharp, modern and purposeful look. The turn signal lights, layered with L-shapes and bold lines emphasise the wide rear combination lights, drawing attention to their wide stance.

With unrivalled commitment to handcrafted perfection, there's beauty to be found in every detail. From any angle, this car could be nothing else but a Lexus.



Model shown IS 300h.
South African vehicle specifications may differ.

SERENITY FROM WITHIN CRAFTED FOR COMFORT

Guided by *Omotenashi*, the Japanese philosophy of hospitality and comfort, the exquisitely handcrafted interior welcomes you. Relaxing in smooth front heated and ventilated leather seats, you'll enjoy a uniquely compact Lexus sports cockpit designed ergonomically, allowing the driver to concentrate purely on driving. The vehicle becomes an extension of the driver's body through the instrument panel design's horizontal axis that yields a clear view, aiding a better sense of other vehicles' behaviour.

Passengers are treated to ample legroom and a smooth ride, owing to the extended wheelbase and spacious rear seat design, which splits 60:40 to neatly fold away – ideal for transporting bulkier objects.

REFINED POWER

With a completely re-engineered chassis, rear suspension and steering, the Lexus IS is dynamic and engaging to drive. The double wishbone front suspension has been revised while, to the rear, an improved multi-link rear suspension (based on that of the much-acclaimed GS performance sedan) enhances straight-line performance and cornering grip.

The rear wheel drive IS is the first Lexus sedan to vary gear-shifting in accordance to G-forces. The IS 300 EX comes equipped with a powerful 2-litre turbo engine, delivering 180 kW of power at 5800 rpm, and features an automatic 8-speed transmission with paddle shifts, originally developed for the RC F high-performance coupé. Built for lightness and strength, this highly refined drivetrain offers superb balance and durability, while the twin exhausts produce an exciting engine noise. Smooth and fun to drive, the IS 300 EX will accelerate rapidly up to a top speed of 230 km/h, where legally permitted. Innovative D-4S direct injection and dual VVT-i valve control ensure power across the entire rev range.



INTERIOR FEATURES



STEERING WHEEL CONTROLS

An LFA-inspired 3-spoke design with ergonomic finger rests make the IS incredibly precise to steer. Paddle shift enables rapid, manual gear changes for a more engaging drive. Without taking your hands off the wheel, you can control audio, telephone, voice command, cruise control and multi-information display.




GET CONNECTED WITH MY LEXUS APP

All Lexus vehicles can now be connected to the MyLexus App on your mobile phone, giving you more control of your driving experience and opening up a whole new world of personalised offerings and customisable features, like in-car Wi-Fi, roadside assistance and more. See the inside back cover for more information.



REMOTE TOUCH

Next generation Remote Touch, with single press confirmation, lets users interact intuitively with the central multimedia display. Ergonomically designed, Remote Touch is close at hand and as easy to use as a computer mouse.



MARK LEVINSON AUDIO SYSTEM*

The 15-speaker Mark Levinson® Premium Surround Sound system produces world-class sound. This unit's ample power allows it to drive large speakers accurately, creating clear, powerful sound.



DRIVE MODE SELECT

Vehicle performance can be fine-tuned using Drive Mode Select. ECO mode reduces emissions and conserves fuel while, for everyday driving, NORMAL provides an ideal balance of power, economy and ride comfort. For enhanced drivetrain responsiveness, simply switch to SPORT or SPORT S+* mode.



TOUCH-SENSITIVE CONTROL

For the first time in a Lexus, electrostatic controls let you adjust the temperature in the IS sedan using a sweep of your fingertip.

*Available on selected models.

EXTERIOR FEATURES



ALLOY WHEELS

The 18-inch* alloy wheels, with a striking 5-twin-spoke design, come in a medium-grey metallic and bright-machin finish, emphasising the sophisticated performance of the vehicle.



REVERSE CAMERA

Engage reverse and the view behind the vehicle is relayed onto the standard 10.3-inch display.



VDIM

State-of-the-art Vehicle Dynamics Integrated Management (VDIM) is standard to the Lexus IS. This enables all of the vehicle's stability and control systems to work together, ensuring a level of intervention that's much more refined than if these systems acted independently.



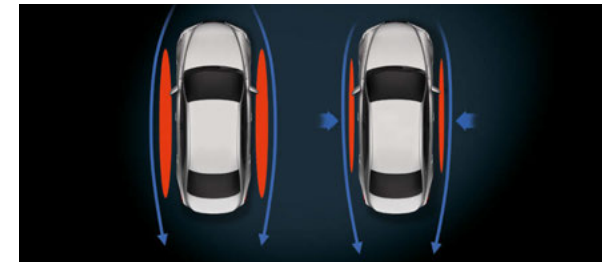
MOONROOF*

The electric, tilt and slide glass moonroof lets the desired amount of moonlight or sunlight, as well as fresh air into the cabin. One-touch control is quick and convenient.



LED AUTO HIGH-BEAM HEADLIGHTS*

Cast a striking presence and embody the ideal balance of sophistication and safety. The intelligent high-beam system can automatically switch high beams to low beams when it detects vehicles ahead. And its unique visual arrangement is a new approach to headlamp design, improving both the breadth and dimension of light distribution.



PARK DISTANCE CONTROL

Parking is made safe and easy, with an advanced Park Distance Control system using intelligent sensors in the front and rear bumpers to detect surrounding objects. Drivers are then notified of any detected object's location and proximity through audible tones and indicators on the multimedia display - useful assistance with tasks like parallel parking.

*Available on selected models.
Images shown for illustrative purposes.

F S P O R T

F S P O R T

Developed by the team that tuned the LFA supercar and IS F high-performance sedan, the IS 350 F SPORT model carries the spirit of these two amazing vehicles. The IS F SPORT sedan is exclusively designed and dynamically enhanced. The F SPORT comes standard with Adaptive Variable Suspension and SPORT S+ mode for exceptionally engaging performance, delivering a maximum power output of 232 kW at 6600 rpm, and torque of 380 Nm at 4800-4900 rpm.

F SPORT DESIGN:

The IS F SPORT is unmistakably dynamic, with a bold and distinctive F SPORT front spindle grille, special "L-mesh" inserts, and chrome highlights. The lower front spoiler features front brake cooling ducts, aerodynamic fins for increased downforce, and a larger lower grille opening.



Model shown IS 350 F SPORT.
South African vehicle specifications may differ.

THE DIFFERENCE BETWEEN SITTING IN A VEHICLE **AND BECOMING ONE WITH IT**

EYES

The windscreen wipers are positioned low to provide maximum visibility through the windscreen.

SHOULDERS

The sport seat hugs the driver from hip to shoulder with enhanced bolsters.

HANDS

The F SPORT steering wheel is optimally positioned for maximum engagement.

HIPS

The driver's hips are positioned close to the centre of gravity for a dynamic and comfortable driving experience.



Model shown IS 350 F SPORT.
South African vehicle specifications may differ.

F SPORT FEATURES



F SPORT BADGE

Although discreet, the F SPORT logo is a badge of distinction. The “F” refers to the birthplace and primary testing site of our high-performance F SPORT vehicles: Fuji Speedway, located near Mount Fuji.



F SPORT WHEELS/ SUSPENSION

18-inch alloy wheels feature a twin-spoke design inspired by the LFA. Both the front and rear suspension and Electric Power Steering are exclusively tuned for the F SPORT to enhance handling performance without compromising ride quality.



SPORTS SEATS

An exclusive F SPORT seat design makes the first use of “integrated foaming” technology in a Lexus. This motorsport-inspired production technology allows a more detailed seat profile, and better fit and hold than is possible with conventional upholstery methods.



F SPORT STEERING WHEEL

Featuring the F SPORT logo, you’ll sense a special kind of connectedness every time you take this wheel in your hands. Finished in perforated leather, the F SPORT gearshift design matches the steering wheel to create an exciting sports ambience.



F SPORT INSTRUMENTS

This stunning single meter has innovative Thin Film Transistor (TFT) technology and a moving centre ring design inherited from the LFA supercar. The dial illumination colour can be selected from blue, white or red. When operating the multimedia system, the meter ring slides to one side to reveal the menu.



DRILLED SPORT PEDALS

Offering excellent grip characteristics, drilled aluminium pedals reflect the motorsport design heritage of the F SPORT model.

T R A N S C E N D



WHAT YOU KNOW ABOUT HYBRID

The Lexus IS 300h is fuel efficient and produces zero emissions when in Electric Vehicle mode. The advanced petrol-electric hybrid system uses the revolutionary Self-Charging Hybrid system, an industry innovation which means you conveniently never have to charge the IS.

The combined power from the 2.5-litre petrol engine and the nickel-hydrogen battery system is 133kW at 6000rpm, and combined torque is 221Nm at 4200-5400rpm. An Electronically Controlled Variable Transmission (CVT) maximises both efficiency and performance.

SAFETY FEATURES



PRE-CRASH SYSTEM*

The Pre-Crash System with Pedestrian Detection reduces the likelihood and severity of collisions by detecting imminent frontal impact and automatically preparing Brake Assist, reacting before you can, while the emergency brake signal acts, to prevent rear-end collisions.



CHASSIS RIGIDITY

Breakthrough laser screw welding and adhesive bonding techniques have significantly increased the rigidity of the Lexus IS. This, combined with the extensive use of lightweight materials, has produced a sedan that offers a tangible sense of enjoyment and rewards driver input with extremely precise handling.



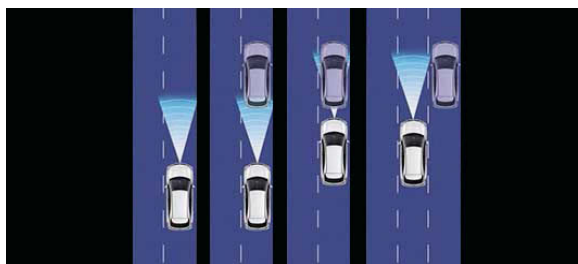
LANE DEPARTURE ALERT*

Keep safe between the lines. Lane Departure Alert with Lane Keep Assist keeps your IS in the correct lane, preventing unintentional drifting across road markings.



BLIND SPOT MONITOR*

The Blind Spot Monitor (BSM) has changed from 2nd generation to 3rd generation, providing optimised functionality in detecting all-round obstructions in adjacent lanes or when manoeuvring into parking bays.



SAFE CRUISING

Cruise Control automatically maintains vehicle speed, and the Adaptive* option monitors following distance from the vehicle ahead. Throttle is automatically reduced and the brakes may be applied if you get closer than the pre-set distance. As soon as the road ahead clears, your Lexus returns to its pre-set speed.



SMART AIRBAGS

The smartest airbag system yet - features front, side and knee airbags for drivers and front seat passengers as well as front and rear seat curtain shield airbags and side airbags for optimal back-seat passenger safety too. Front airbags feature two chambers, creating an indentation in the centre impact area for maximum protection.

Engine and Drivetrain	Lexus IS300 EX	Lexus IS350 F SPORT	Lexus IS300 Hybrid
Adaptive Variable Suspension (AVS)		•	
Bore x Stroke (mm)	86.0 x 86.0	94.0 x 83.0	90.0 x 98.0
Compression Ratio	10.0 : 1	11.8 : 1	13.0 : 1
Displacement (cm ³)	1998	3456	2494
Driven Wheels	RWD	RWD	RWD
Emission Control	Euro 4-Without OBD	Euro 4-Without OBD	Euro 4-Without OBD
Engine Code	8AR-FTS	2GR-FKS	2AR-FSE
Fuel System	Petrol-EFI	Petrol-EFI	Petrol-EFI
Maximum Power (kW @ r/min)	180@5800	232@6600	133@6000
Maximum Torque (Nm @ r/min)	350@1650 - 4400	380@4800-4900	221@4200-5400
Number of Cylinders and Arrangement	Inline-4	V-Type-6	Inline-4
Starting System	Push Start	Push Start	Push Start
Suspension (Rear)	Multilink	Multilink	Multilink
Transmission	Automatic-8-speed	Automatic-8-speed	CVT
Turbo Charger	•		
Valve Mechanism	16, Dual VVT-i, DOHC	24, VVT-i (Exh), VVT-iW (Int), DOHC	16, Dual VVT-i, DOHC
Suspension (Front)	Double Wishbone	Double Wishbone	Double Wishbone
Paddle Shift	•	•	•
Engine Capacity (litre)	2.0	3.5	3.5
Exterior Features			
Antenna	Window	Window	Window
Body Colour	Monotone	Monotone	Monotone
Daytime Running Light	LED	LED	LED
Door Outside Handles	Colour Coded-Smart Entry	Colour Coded-Smart Entry	Colour Coded-Smart Entry
Front Bumper	Colour Coded	F SPORT	Hybrid
Windshield Glass	UV cut, Green	Green, UV cut	Green, UV cut
Headlights	LED	LED-Auto High Beam	LED-Auto High Beam
Headlamp Levelling	Automatic	Automatic	Automatic
High-Mounted Brake Light	LED	LED	LED
Luggage Boot / Rear Door	Power	Power	Power
Side Mirrors	Colour Coded, Power, Heated, Retractable	Colour Coded, Heated, Blind Spot Monitor (BSM), Memory, Electrochromatic, Auto-Retractable, Power	Colour Coded, Heated, Blind Spot Monitor (BSM), Memory, Electrochromatic, Auto-Retractable, Power
Rear Lights	LED	LED	LED
Front side Glass	UV cut, Water Repellent	Water Repellent, UV cut	Water Repellent, UV cut
Rear side Glass	UV cut, Green	Green, UV cut	Green, UV cut
Back Glass	UV cut, Green	Green, UV cut	Green, UV cut
Front Window Wiper	Auto, Rain-sensing	Rain-sensing, Auto	Rain-sensing, Auto
Interior Features			
Package trim and Tonneau cover	•	•	•
Clock	Analogue, GPS	Analogue, GPS	Analogue, GPS
Door Inside Handles	Chrome	Chrome	Chrome
Door Scuff Plate	Resin	Resin	Resin
Door Trim	Synthetic Leather	Synthetic Leather	Synthetic Leather
Floor Carpet Trim	Carpet	Carpet	Carpet
Front Headrest	Adjustable-2	Adjustable-2	Adjustable-2
Rear View Mirror	Electrochromatic (EC)	Electrochromatic (EC)	Electrochromatic (EC)
Luggage Room Lamp	•	•	•
Rear Headrests	Adjustable-2	Adjustable-2	Adjustable-2
2nd Row Seats	60:40	60:40	60:40
Seat Trim	Smooth leather	Smooth leather	Smooth leather
Shift Lever & Knob	Leather	Leather	Hybrid, Leather
Steering Wheel	3 Spoke / Leather	3 Spoke / F SPORT	3 Spoke / Leather
Safety			
Airbag On-Off Switch	•	•	•

	Lexus IS300 EX	Lexus IS350 F SPORT	Lexus IS300 Hybrid
Anti-Theft System	Siren / Alarm, Intrusion Sensor	Siren / Intrusion Sensor, Alarm	Siren / Intrusion Sensor, Alarm
Auto Door Lock	Speed Dependent	Speed Dependent	Speed Dependent
Child Restraint System (ISOFIX)	2	2	2
Curtain Airbags	•	•	•
Emergency Brake Signal	•	•	•
Front Airbag(s)	Driver + Passenger	Driver + Passenger	Driver + Passenger
Parking Brake	Foot	Foot	Foot
Knee Airbag(s)	Driver + Passenger	Driver + Passenger	Driver + Passenger
Occupant Detection	P seat sensor only	P seat sensor only	P seat sensor only
Pre-Crash System (Brake Synchronised)		•	•
Side Airbags	Front + Rear	Front + Rear	Front + Rear
Wireless Door Lock	Smart Entry	Smart Entry	Smart Entry
Driver Support Systems			
Park Distance Control	Front + Rear	Front + Rear	Front + Rear
Anti-Lock Braking System (ABS)	•	•	•
Blind Spot Monitor (BSM)		With Rear Cross Traffic Alert	With Rear Cross Traffic Alert
Brake Assist (BA)	•	•	•
Electronic Brake Force Distribution (EBD)	•	•	•
Hill Assist Control (HAC)	•	•	•
Traction Control (TRC)	•	•	•
Vehicle Dynamic Integrated Management (VDIM)	•	•	•
Vehicle Stability Control (VSC)	•	•	•
Drive Mode Select	Eco, Sport, Normal	Sport S+, Sport, Normal, Eco	Sport, Normal, Eco
Lane Keeping System		Lane Departure Alert	Lane Departure Alert
Performance			
0-100 (sec)	7.0	5.9	8.5
Top Speed (km/h)	230	225	200
Fuel Consumption (Combined Cycle) (l/100km)	7.5	9.7	5.0
CO ₂ (g/km)	175	221	117
Service and Warranty			
Service Intervals (km)	15 000km	15 000km	15 000km
Warranty	7years / 105 000km	7years / 105 000km	7years / 105 000km
Maintenance Plan	7years / 105 000km	7years / 105 000km	7years / 105 000km
Lexus Distance Plan Complete	•	•	•
Wheels & Tyres			
Spare Tyre	Space Saver-T125-70D17	Space Saver-T125 / 70D17	
Spare Wheel Carrier	In Boot	In Boot	
Wheel and Tyre	F:225-45R17 Alloy / R:225-45R17 Alloy	F:225 / 40R18 Alloy / R:255 / 35R18 Alloy	F:225-45R17 Alloy / R:225-45R17 Alloy RTF
Styling			
Roof	•	•	Moonroof, Tilt & Slide
Convenience			
Cruise Control	•	Adaptive	Adaptive
Air Conditioner	Auto-Dual zone	Auto-Dual zone	Auto-Dual zone
Audio System	Lexus Premium / EMV, DAB	Mark Levinson/EMV	Mark Levinson/EMV
Auxiliary Input	•	•	•
Reverse Camera	EMV / With guidelines	EMV / With guidelines	EMV / With guidelines
Bluetooth	•	•	•
Disc Type	DVD	DVD	DVD
Front Seat Adjustment	Driver + Passenger Power	Driver + Passenger Power / Driver Memory	Driver + Passenger Power / Driver Memory
Front Seat Vertical Adjuster	Driver + Passenger Power	Driver + Passenger Power / Driver Memory	Driver + Passenger Power / Driver Memory
Heater	Auto / Dual	Auto / Dual	Auto / Dual
Multi-Information Display	TFT	TFT	TFT
Navigation System	Standard - EMV	Standard - EMV	Standard - EMV

	Lexus IS300 EX	Lexus IS350 F SPORT	Lexus IS300 Hybrid
Power Socket	Front - 12V	Front - 12V	Front - 12V
Power Steering	Electric (EPS)	Electric (EPS) / Variable Gear Ratio Steering (VGRS)	Electric (EPS)
Electric Windows	All	All	All
Seat Heater	Driver and Passenger only	Driver and Passenger only	Driver and Passenger only
Seat Lumbar Support	Driver 2-way	Driver 2-way	Driver 2-way
Seat Ventilation	Front only	Front only	Front only
Speakers	10	15	15
Steering Column Adjustments	Power / Tilt & Telescopic	Power / Tilt & Telescopic	Power / Tilt & Telescopic
Steering Switches	Audio, Voice Command, Info Display, Cruise Control, Telephone	Adaptive Cruise Control, Lane Departure Alert, Voice Command, Info Display, Cruise Control, Telephone, Audio	Adaptive Cruise Control, Lane Departure Alert, Voice Command, Info Display, Cruise Control, Telephone, Audio
USB	2	2	2
Dimensions and Capacities			
Front Overhang (mm)	845	845	845
Fuel Tank Size (L)	66	66	66
Gross Combination Mass (GCM)	3625	3630	2895
Ground Clearance (mm)	135	135	135
Gross Vehicle Mass (GVM)	2125	2130	2145
Height (mm)	1430	1430	1430
Interior Height (mm)	1115	1115	1115
Interior Length (mm)	1945	1945	1945
Interior Width (mm)	1500	1500	1500
Length (mm)	4680	4680	4680
Luggage	480	480	450
Rear Overhang (mm)	1035	1035	1035
Towing Capacity - Unbraked (kg)	750	750	750
Towing Capacity - Braked (kg)	1500	1500	750
Turning circle (tyres m)	5.2	5.2	5.2
Wheelbase (mm)	2800	2800	2800
Width (mm)	1810	1810	1810

EXTERIOR COLOURS



083 WHITE NOVA
AVAILABLE ON
F SPORT ONLY



085 WHITE QUARTZ
EX
HYBRID*



1H9 MERCURY GREY
EX | F SPORT
HYBRID*



1J2 SONIC SILVER
EX* | F SPORT*
HYBRID*



1J7 SONIC TITANIUM
EX* | F SPORT
HYBRID*



1K2 MANGANESE LUSTER
EX* | F SPORT*
HYBRID*



212 BLACK
EX* | F SPORT*
HYBRID*



223 GRAPHITE BLACK
EX* | F SPORT*
HYBRID*



3R1 MORELLO RED
EX* | F SPORT*
HYBRID*



3T2 MADDER RED
EX* | F SPORT*
HYBRID*



8X1 POSEIDON BLUE
AVAILABLE ON
F SPORT ONLY*

INTERIOR TRIM COLOURS



CHATEAU
EX | HYBRID*



BLACK
EX | HYBRID* | F SPORT



NOBLE BROWN
EX* | HYBRID*



NUANCE BLACK
EX* | HYBRID* | F SPORT*



DARK ROSE
AVAILABLE ON
F SPORT ONLY

*Customer order only.

EXPERIENCE ULTIMATE CONNECTIVITY WITH **MYLEXUS**

All Lexus vehicles can now be connected to the MyLexus App on your mobile phone, giving you more control of your driving experience and opening up a whole new world of personalised offerings and customisable features so that you can:



IN CAR Wi-Fi*

Connect to Wi-Fi



GPS LOCATOR

Always know your vehicle's GPS location



LOGBOOK

Have access to a digital logbook



DRIVER NOTIFICATIONS

Important reminders like licence renewal



BATTERY HEALTH CHECK

Check your battery health



SERVICE BOOKING

Manage your services



ROADSIDE ASSISTANCE

Get real-time roadside assistance



DRIVER RATING

Receive a driver rating



FLEET MANAGEMENT

Monitor your fleet



LICENCE RENEWAL

Car licence renewal available

AND MORE

The above features are not all; there are loads of other features available to further enhance driver and guest safety, convenience and comfort, and plenty more to come to make your driving experience better and better with every kilometre.



**DOWNLOAD THE MYLEXUS APP
AND GET CONNECTED TODAY**

FIND OUT MORE AT [LEXUS.CO.ZA/MYLEXUS](https://lexus.co.za/mylexus)

*15GB Free data once-off upon activation. Ts & Cs apply. Available in South Africa only.



LEXUS MAINTENANCE

INTRODUCTION

At Lexus, we take pride in the advanced engineering and craftsmanship of the vehicles we build. For that reason, our Warranty and Distance Plans are designed to provide Lexus owners with seamless vehicle maintenance and complete peace of mind. The Lexus Warranty and Distance Plans both enjoy full support by Lexus SA and offer customers access to specialised servicing, maintenance and repair at any Lexus dealer in South Africa, Namibia and Botswana.

WARRANTY AND DISTANCE PLANS

To complement its comprehensive Warranty, the IS features a Distance Plan Complete that provides for service and maintenance costs. The option to extend the period of cover is available for both the Warranty and Distance Plan Complete. These options can be discussed with your Lexus dealer. To familiarise yourself with the cover provided by Warranty and Distance Plan on the IS, please consider the information below.

WARRANTY

- Duration: 7 Years or 105 000km from original date of sale.
- Cover: Repair or replacement of components that fail or malfunction as a result of manufacturing or material defect.

DISTANCE PLAN

For the Lexus IS, all Distance Plans have been improved. All Lexus IS models are covered by a Distance Plan Complete full maintenance plan for 7 years / 105 000km as well as a comprehensive manufacturer's warranty. The IS 300h has a Hybrid Battery Warranty of 8 years/195 000km.

Consult with your Lexus dealer for more information on the terms and conditions of the Warranty and Distance Plan Complete offered on the IS.

LEXUS LIFE

Our online magazine, Lexus Life celebrates innovative design, sustainable technologies and premium experiences around the globe.

Download the app from Google Play or the App Store.

Keep up to date with all things Lexus here:

www.lexus.co.za/lexus-life



Certain vehicle details and specifications contained in this brochure may differ from available models. Toyota Motor Corporation of Japan and Toyota SA (Pty) Ltd. make no warranties, either expressed or implied, concerning the verisimilitude of contained material. Toyota reserves the right to alter any details of specifications and equipment without notice. Waste Tyre Registration Number: TPREG0031GAU.

© 2015 Lexus South Africa* reserves the right to alter any details of specifications and equipment without notice. Details of specifications and equipment are also subject to change to suit local conditions and requirements. Please enquire at your local Lexus Authorised Dealer of any such changes that might be required for your area.



Find Lexus South Africa on:  Lexus South Africa  @Lexus_SA  lexus_southafrica
For a detailed list of specifications please visit www.lexus.co.za

PMN04T0015 Date 2020/02