

 LEXUS



THE ALL-NEW **LC 500**

E X P E R I E N C E A M A Z I N G





INTRODUCING THE ALL-NEW LEXUS LC 500

The all-new Lexus LC 500 does more than set new benchmarks of luxury, styling and performance; it pushes the boundaries of the driving experience as we know it.

The LC 500 goes beyond being a new luxury sports model to being the flagship sports coupé. Complete with a 351kW and 540Nm, 5-litre V8 engine, and accentuated by Lexus's first 10-speed automatic transmission, this vehicle offers a lightning-quick response and seamless power. Experience enhanced driving dynamics with an all-new, rear-wheel drive platform for increased exhilaration and optimally positioned component weight, creating the feeling of the car pivoting around the driver's hips.

The Lexus LC 500 is more than the sum of its parts - it's the powerful realisation of a desire to create something visionary, something extraordinary.

AND IT'S YOUR INVITATION TO EXPERIENCE AMAZING.

■ MODEL SHOWN LC 500



NEVER UNDERESTIMATE THE POWER OF AMAZING

351 kW
POWER @ RPM

540 Nm
TORQUE @ RPM

MODEL SHOWN LC 500 ■

As the showcase vehicle for the next generation of Lexus, the driving dynamics of the LC 500 are based on the three key principles: platform, transmission and suspension. The all-new GA-L (Global Architecture-Luxury) platform focuses on improving the structural rigidity of the body and suspension to enhance the driving dynamics and bring the beautiful design to life.

The LC 500 utilises the brand's all-new premium rear-wheel drive platform to deliver more exhilaration behind the wheel. Throughout the vehicle, component weight is optimally positioned to help lower the centre of gravity and enhance driving dynamics.

The multi-link suspension has been adopted on the front suspension for excellent response to steering with the newly developed 10-speed automatic transmission which has the world's fastest shift time. This creates a rhythmical and continuous acceleration.



EXPERIENCE THE POWER OF PRESENCE

Beauty becomes far more seductive when paired with power, and the LC 500 has no shortage of either. The exterior features are impressive, combining distinct styling with alluring high technology.

The signature hourglass shape of the spindle grille is accentuated by the way the front and rear fenders flare out, while the rear subtly reinterprets and complements the front grille. The coupé's long wheelbase underlines a sweeping roofline that tapers from the central position of the occupants, for a uniquely human-centred silhouette.



■ MODEL SHOWN LC 500



COMBINING BOLD CURVES WITH
SLEEK ATHLETICISM, THE LC 500 IS
A DESIGN PHENOMENON.





“ Being in the car gives me energy. ”
- AKIO TOYODA
PRESIDENT OF TOYOTA
MOTOR CORPORATION

MODEL SHOWN LC 500

AN OPTIMAL POWER-TO-WEIGHT RATIO HAS BEEN ACHIEVED WITH NUMEROUS LIGHTWEIGHT COMPONENTS, INCLUDING:



CARBON FIBRE ROOF



RESIN BOOT LID



SIDE DOORS:
OUTER - ALUMINIUM
INNER - CARBON FIBRE



HEADLAMPS:
SMALL LEDES



WHEELS:
21-INCH FORGED

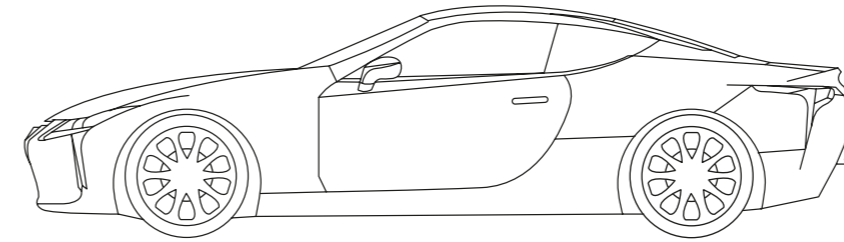


FRONT SUSPENSION TOWER:
ALUMINIUM

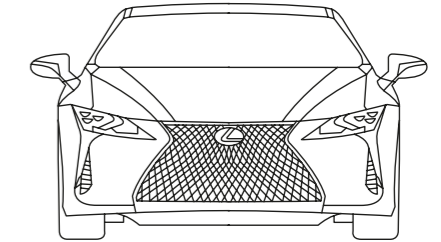


MODEL SHOWN LC 500

DIMENSIONS



LENGTH - 4770MM



HEIGHT
1345MM

WIDTH - 1920MM



THE EPICENTRE OF AMAZING

The LC 500 epitomises the philosophy of Takumi Craftsmanship, which is used to the last detail throughout the interior, accentuating the elegant lines of the luxurious cabin.

Meticulously crafted from the finest materials and offering a modern, driver-focused cockpit, the all-new interior of the LC 500 reflects the exterior design theme of dynamic luxury. The driving position was re-examined with just the right amount of ergonomics for the pedal layout and steering wheel angle, ensuring a comfortable distance between the driver and the vehicle.

Special attention was put into the new steering wheel design to accommodate all variations of wrist grip and twisting, while larger magnesium alloy paddle shifters have been shaped for easier reach.

The new Lexus multimedia package makes its debut in the LC 500 – with an updated graphic interface and a Mark Levinson audio system.

**A LUXURIOUS CABIN WITH INTRICATE
ATTENTION TO DETAIL.**

■ MODEL SHOWN LC 500

“ We want to make cars that are exhilarating in every way – inside, outside and under the hood ”
- AKIO TOYODA
PRESIDENT OF TOYOTA
MOTOR CORPORATION



ATTENTION TO THE LAST DETAIL

The stitching of the leather-covered shift lever has been carefully crafted to conceal the thread in the seams, for even more driving comfort.



BEAUTIFULLY BLENDED DESIGN

Organic shapes are beautifully blended with metallic ones throughout the vehicle. The silver door handle is solid but lightweight, considered but simple.



AN OBSESSION WITH QUALITY

Enjoy luxurious, high-class finishes on the door panels, centre console and dash pad.



THE COMMAND CENTRE

The touchpad on the centre console, combined with the steering wheel and dash controls give a cockpit-like feel.



6 DRIVING MODES

Twist the knob to the right of the steering wheel and experience the thrill of the naturally-aspirated V8. Eco, Normal, Comfort, Custom, Sport and Sport+.



MARK LEVINSON AUDIO

New standards of sound have been set with the **Mark Levinson** Reference Audio System, with 13 speakers and an 11-channel Class-D amplifier, pushing out 915 watts.



EFFORTLESS BUT IN CONTROL

The newly designed small diameter 3-spoke steering wheel is accentuated with dimpled leather to enhance the sporty but luxurious feel.



FINISHED TO PERFECTION

Takumi Craftsmanship is used to the last detail, incorporated in the carbon fibre components, leatherwork and hand finishes.




TAKUMI CRAFTSMANSHIP

An ancient Japanese concept that has the essence of an artisan. Lexus strives to apply the subtlety of the human touch to every aspect of our design and development.



DARK GREY
1G0



WHITE NOVA
083




SOLAR STORM RED
3T5



GARNET RED
3S0



SONIC TITANIUM
1J7



NAPLES YELLOW
5C1



SONIC SILVER
1J2



GRAPHITE BLACK GF
223



OPULENT BLUE
8X5



BLACK
212



AMBER C.S
4X2

COLOUR SELECTOR

OCHRE
FA40



DARK ROSE
FA30



BLACK
FA20



ENGINE AND DRIVETRAIN

1st Gear Ratio	4.923
2nd Gear Ratio	3.153
3rd Gear Ratio	2.349
4th Gear Ratio	1.879
5th Gear Ratio	1.462
6th Gear Ratio	1.193
7th Gear Ratio	1.000
8th Gear Ratio	0.792
A/T Oil Temp Warning	Standard
Adaptive Variable Suspension (AVS)	Standard
Bore x Stroke (mm)	94.0 x 89.5
Catalytic Converter	Standard
Compression Ratio	12.3 : 1
Differential Gear Ratio	2.937
Displacement (cm)	4969
Driven Wheels	RWD
Emission Control	Euro 6-with OBD
Engine Code	2UR-GSE
Engine Coolant	LLC 30%
Engine Monitor Warning	Standard
Engine Oil Cooler	Standard
Engine Oil Level Warning	Standard
Fuel Cut System (Impact Sensing)	Standard
Fuel System	Petrol-EFI+D-4S
Maximum Power (kW @ r/min)	351
Maximum Torque (Nm @ r/min)	540

Number of Cylinders and Arrangement	V-Type-8
Radiator	675*453*27 W-OC W-SUBRAD
Reverse Gear Ratio	5.169
Stabiliser	Front + Rear
Starting System	Push Start
Suspension (Rear)	Multilink
Tool Set	Driver
Transmission Oil Cooler	Standard
Valve Mechanism	32, DOHC, Dual VVT-I
Washer Fluid Level Warning	Standard
Battery	LN4
Suspension (Front)	Multilink
Paddle Shift	Standard
Engine Capacity (ℓ)	5.0
9th Gear Ratio	0.640
10th Gear Ratio	0.598

10
SPEED
TRANSMISSION

5.0
ENGINE
CAPACITY (litre)

**OMOTENASHI**

Anticipating and addressing needs before they arise. Empathy in action.

DRIVER SUPPORT SYSTEM

Lexus Dynamic Handling with 4-wheel Steering	Standard
Tyre Pressure Monitor	Standard
Park Distance Control	Standard
Anti-Lock Braking System (ABS)	Standard
Blind Spot Monitor (BSM)	Standard-with Rear Cross Traffic Alert
Hill Assist Control (HAC)	Standard
Vehicle Dynamic Integrated Management (VDIM)	Standard
Drive Mode Select	Eco, Normal, Comfort, Custom, Sport and Sport+
Lane Keeping Assist	Standard

PERFORMANCE

0-100 (sec)	4.7
Top Speed (km/h)	270

SERVICE AND WARRANTY

Service Intervals (km)	15 000km
Service Plan	4 years
Lexus Distance Plan	Standard-Lexus Distance Plan Complete

WHEELS & TYRES

Wheel and Tyre	F:245/40/RF21 R:275/35/RF21
----------------	--------------------------------

STYLING

Rear Spoiler	Standard-Boot Spoiler
Package Trim and Tonneau Cover	Standard
Towbar	Without
Carbon Roof	Standard

EXTERIOR

Antenna	Standard, Window
Body Colour	Monotone
Daytime Running Light	Standard-LED
Door Outside Handles	Colour Coded, Smart Entry
Engine Under Cover and Protector	Standard
Windshield Glass	UV, Green
Headlights	Bi-LED-Auto High Beam
Headlamps Cleaner	Standard
Headlamp Levelling	Standard-Automatic
High-Mounted Brake Light	Standard-LED
Light Control System	Autocut
Luggage Boot / Rear Door	Standard-Power
Model Name Mark	LC 500
Side Mirrors	Colour Coded, Auto-Retractable, Memory, with Indicator, Blind Spot Monitor (BSM), Heated
Front Grille	Chrome
Rear Bumper	Colour Coded
Rear Lights	LED
Rear Fog Lamp	Standard
Front Side Glass	UV, Green, Reinforced
Rear Quarter Glass	UV, Green, Reinforced
Back Glass	UV, Green, Reinforced
Front Window Wiper	Intermittent, Auto

CAPACITIES

Fuel Tank Size (ℓ)	82ℓ (Unsealed)
--------------------	----------------



INTERIOR

AT Shift Lock	Standard	Rear View Mirror	Electrochromatic (EC)
Coat Hook	Standard	Key Reminder Warning	Standard-Buzzer
Clock	Standard-Analogue	Luggage Room Lamp	Standard
Centre Console Box	Standard	Meter Illumination Control	Standard
Cupholders	Standard	Overhead Console	Standard
Door Inside Handles	Silver	2nd Row Seats	Fixed
Door Scuff Plate	Standard	Seat Trim	Alcantara
Door Pockets	Standard-Front	Shift Lever and Knob	Leather + Aluminium
Door Trim	Synthetic Leather & Alcantara	Shift Position Indicator	Standard
Economy Meter	Standard	Speedometer	Digital
Floor Carpet Trim	Carpet	Steering Wheel	3-Spoke/Leather
Front Headrest	Adjustable	Water Temperature Meter	Standard
Fuel Level Warning	Standard	Front Personal Lamp	Standard-LED
Glove Box	Electronic/Light	Water Temperature Warning Indicator	Standard
Instrument Panel Trim	Synthetic Leather/Silver	Oil Temperature Meter	Standard
		Oil Pressure Meter	Standard

SAFETY

Airbag On-Off Switch	Standard	Occupant Detection	Passenger Seat Sensor Only
Anti-Theft System	Siren/Glass Break Sensor	Over-Run and Speed Limiter	Standard
Auto Door Lock	Standard-Speed Dependent	Power Door Lock	Standard
Auto Door Unlock	Standard	Pre-Crash System (Brake Synchronised)	Standard
Child Restraint System (ISOFIX)	Standard	Rear Brake	Disc
Curtain Airbags	Standard	Rear Seat Belts	Standard-ELR, Pretensioner, Force Limiter
Emergency Brake Signal	Standard	Seat Belt Warning	Driver, Passenger + Rear/Buzzer + Light
Front Airbag(s)	Standard-Driver + Passenger	Side Airbags	Standard
Parking Brake	Electric	Wireless Door Lock	Standard-Smart Entry
Front Brake	Ventilated Disc	Rear Window Demister	Standard
Front Seat Belts	ELR, Pretensioner, Force Limiter	Brake Pad Warning	Standard
Knee Airbag(s)	Standard	Airbag Error Warning	Standard

CONVENIENCE

Cruise Control	Standard-Adaptive	Illuminated Entry	Standard-Halogen
Airconditioner	Auto-Dual Zone	Multi-Information Display	Standard
Audio System	Mark Levinson/EMV, Touchpad	Navigation System	Standard-EMV
Auxiliary Input	Standard	Power Socket	Front-12V
Reverse Camera	EMV/with Guidelines	Power Steering	Electric (EPS)/Variable Gear Ratio Steering (VGRS)
Bluetooth	Standard	Electric Windows	All/All One Touch
Disc Type	Standard-DVD	Seat Heater	Standard-Driver and Passenger Only
Door Ajar Warning	Standard	Seat Lumbar Support	Driver 2-way/Passenger 2-way
Footrest	Standard	Seat Ventilation	Standard-Driver and Passenger Only
Front Armrest	Standard	Speakers	Standard-13
Front Seat Adjustment	Driver + Passenger Power/Driver Memory	Steering Column Adjustments	Power
Front Seat Reclining	Driver + Passenger Power/Driver Memory	Steering Switches	Standard
Front Seat Vertical Adjuster	Driver + Passenger Power/Driver Memory	Sun Visor	Standard
Light Remind Warning	Standard-Buzzer	USB	Standard, 2
Heads Up Display (HUD)	Standard	Door Courtesy Lamp	Standard
Heater	Auto/Dual		



“ This is what happens when the only acceptable answer is yes. ”

- LEXUS LC 500 WORLD LIVE PREMIERE 2016

MODEL SHOWN LC 500 |



IT STARTED AS A CONCEPT

INSPIRED BY THE ACCLAIMED LF-LC CONCEPT THAT DEBUTED IN 2012, THE LC 500 GOES BEYOND BEING A NEW LUXURY MODEL TO BEING THE FLAGSHIP SPORTS COUPÉ FOR THE NEW LEXUS.

Lexus didn't envision turning the LF-LC into a production car, but after the overwhelmingly positive reaction to it, the Lexus team got to work. The LC 500 is the result of the combined passion of engineers and designers.

It is now the most dynamic performance vehicle since the LFA Supercar.

MODEL SHOWN LC 500

“ The Lexus team spent **more than triple** the usual amount of time perfecting the LC 500's road feel. ”

- KOJI SATO,
CHIEF ENGINEER

LEXUS DISTANCE PLANS

INTRODUCTION

Welcome to the growing group of value-conscious people who drive Lexus. We are proud of the advanced engineering and quality construction of each vehicle we build.

The Lexus Distance Plans give you and all Lexus owners peace of mind and fixed-costs motoring. The Lexus Distance Plans are fully supported and approved by Toyota SA Motors. The Lexus Distance Plans are designed to give you, the motorist, a value-added product that supports your needs by containing motoring costs. Lexus Distance Plans offer all customers access to service at any Lexus dealership in South Africa and Lexus dealerships in our neighbouring countries, i.e. Namibia, Lesotho, Swaziland and Botswana. The Lexus Distance Plans cover all your normal operating condition services up to 4 years/100 000km.

All servicing must be carried out according to the specified service intervals stipulated in the vehicle's Book of Life to ensure that the Distance Plan and the vehicle's warranty remains valid.

All Lexus owners have an option to upgrade the Lexus Distance Plans. Lexus offers our customers various options in terms of choice of cover, dependent on individual requirements. Please feel free to contact your nearest Lexus dealer for the various options to upgrade your Distance Plan. We at Lexus appreciate and value your support and aim to make vehicle ownership a positive experience for all our customers.

Please read on to familiarise yourself with the Lexus Distance Plan.

INCEPTION DATE OF PLAN

The inception date of the Lexus Distance Plans will be the same as the vehicle's warranty inception date. The same will apply to all demonstration vehicles sold by a Lexus dealership.

WHAT DOES THE LEXUS DISTANCE PLAN COVER?

Covered - All manufacturer-specified services (normal schedule) up to 4 years/100 000km whichever occurs first (*1).

WHAT DOES THE LEXUS DISTANCE PLAN PLUS COVER?

Covered - All manufacturer-specified services (normal schedule) up to 4 years/100 000km whichever occurs first (*2).

- Front disc brake pads (limited to five sets)
- Rear disc brake pads (limited to three sets)

WHAT DOES THE LEXUS DISTANCE PLAN COMPLETE COVER?

Covered - All manufacturer specified services (normal schedule) up to 4 years/ 100 000km whichever occurs first.

Mechanical components - repaired or replaced due to normal wear and tear.

WHAT IS NOT COVERED BY THE LEXUS DISTANCE PLANS?

Not Covered -

- Obtaining of fuel
- Engine top-up, oil and other lubricants, and service items required between routine servicing of the vehicle
- Tyres, wheel alignment and wheel balancing
- (*1) Maintenance repairs of wearing items for Distance Plan (e.g. brakes, clutches, exhausts, batteries, etc.)
- (*2) Maintenance repairs or wearing items for Distance Plan Plus (e.g. brake discs, brake callipers, clutches, exhausts, batteries, etc.)
- Non-Lexus approved additives
- Paint/ body/ trim repairs
- Unreasonable requests
- Alterations and modifications
- Driver abuse/ negligence or unreasonable use including any form of competition
- Insurance-related claims and repairs
- Accident damage
- Rattles and squeaks
- Cleaning of fuel system
- Cracked or broken glass
- Expenses incurred at non-Lexus dealers
- Flood, riot, weather and fire damage
- Engine tuning
- Repairs or damage as a result of noncompliance to service requirements or warranty obligations
- Damage incurred through the vehicle having been driven with insufficient engine lubricants or coolant

- Any claims arising outside the borders of South Africa, Namibia, Lesotho, Swaziland or Botswana
- Items requiring replacement as a result of severe operating conditions will be for the customer's account. The severe operating schedule is not covered in any of the Distance Plans

NB: Consult your Lexus dealer for more information on your vehicle's warranty terms and conditions.

MY LEXUS

As a Lexus owner, you can sign up for a personal MY LEXUS profile.

With your profile you can:

- Update your personal details
- Book a service
- Manage your communication and monitor your transactions

Register at www.lexus.co.za




LEXUS LIFE

Our online magazine, Lexus Life, celebrates innovative design, sustainable technologies and premium experiences around the globe.

Download the app from [Google Play](https://play.google.com/store/apps/details?id=com.lexus.lexuslife) or the [App Store](https://apps.apple.com/za/app/lexus-life/id1450444444).

Keep up to date with all things Lexus here:
www.lexus.co.za/lexus-life



Find Lexus South Africa on:  Lexus South Africa  @Lexus_SA  lexus_southafrica
PMN07LC000 Date 2017/06 For a detailed list of specifications please visit www.lexus.co.za

 **LEXUS**
EXPERIENCE AMAZING