



LS 500 |  **LEXUS**
EXPERIENCE AMAZING

TRANSCEND WHAT YOU KNOW

EXPERIENCE AMAZING

For five generations the Lexus LS has defined aspirational. The car that transcends luxury, a masterpiece of meticulous craftsmanship, engineering, comfort and exclusivity crafted to surpass all expectations. Relentless standards. Unconventional inspiration. Revolutionary craftsmanship. Disrupting the status quo wasn't enough. Transcending every standard of prestige is only the beginning. The LS is luxury redefined, with no compromise. It balances the agility of a mid-engined coupe with ultra-smooth performance and faultless craftsmanship, making it an engaging experience for the driver who chooses not to be driven.

Introducing the completely reimagined 2018 Lexus LS. Experience Amazing.



THE NEW GENERATION

LS 500

JUST LIKE THE HIGH-PERFORMANCE LC COUPE, THE FOUNDATION FOR THE NEW LS DESIGN AND CHASSIS WAS THE LEXUS GLOBAL ARCHITECTURE - LUXURY (GA-L) PLATFORM. ADOPTING A COUPE-LIKE PROFILE, THE NEW LS 500 DEBUTS A TWIN-TURBOCHARGED ENGINE PAIRED WITH THE FIRST-EVER 10-SPEED AUTOMATIC TRANSMISSION IN ITS CLASS.

INTIMIDATING

by DESIGN

DELIBERATELY DARING YOU TO EXPERIENCE AMAZING

In Japanese, *ikigai* means the reason for being, where passion and mission intersect. The LS 500 has found its own *ikigai*, where performance and comfort intersect. Performance that defies convention. A spacious car that is able to go from 0-100km/h in 5 seconds. A sophisticated vehicle that is able to reach a top speed of 250km/h. A luxury sedan that handles like a sports car. Lexus engineers pushed the boundaries and designed a rear-wheel-drive, front-engined layout that lowered the centre of gravity for exceptional balance and unrivalled agility, enabling the 2018 LS to push luxury performance beyond its limits.

An engineering masterpiece deserves an engine created solely with it in mind. The all-new 3.5-litre twin-turbo V6 engine with D-4ST fuel injection was designed specifically for the new generation LS and produces the power of a V8 (310 kW at 6000 rpm and 600 Nm at 1600-4800 rpm) combined with excellent fuel economy (9.5l/100km). While most carmakers outsource their turbocharger development, Lexus researched, tested and crafted the turbochargers in the LS 500 in-house, resulting in the first-ever twin-turbo Lexus.

Yet another first for a luxury sedan, the all-new 10-speed automatic transmission is the first in its class, delivering the optimal gear for a wide variety of driving conditions and offering paddle shifters for when you want control at your fingertips. Offering one of the fastest shift times among conventional automatic transmissions, it also learns with every drive, selecting the optimum gear based on vehicle speed, acceleration and individual driving habits.

Adaptive Variable Suspension features dampers that are continuously variable through 650 levels, allowing you to stiffen or soften the drive based on your preferred drive mode. While the all-new front and rear suspension supports were created from cast aluminium, drastically improving handling stability.



South African vehicle specifications may differ.

UNRIVALLED COMMITMENT TO

HANDCRAFTED PERFECTION

THERE'S BEAUTY TO BE FOUND IN EVERY DETAIL

To reinvent the concept of a world-class premium sedan, LS designers rejected everything that came before and developed an entirely new process, going to great lengths to achieve a singular design goal: to make the most evocative LS ever.

EXTERIOR DESIGN



South African vehicle specifications may differ.

EXTERIOR DESIGN

INSPIRED BY THE BEAUTIFUL
RESERVED FOR THE

BOLD

A design that demands attention, the spindle grille catches the eye, but the three-dimensional front-end draws it further, making it dynamic even when stationary. Inspired by traditional Japanese etching, more than 5,000 individual surfaces, all arranged by hand, and 5,000 individual facets, each precisely calibrated to catch and reflect light. Eight hours a day. Over six months. The design process behind the grille of the LS would be considered extravagant if the results were anything less than visionary.



South African vehicle specifications may differ.

400
YEARS
OF

REFLECTION

GAVE US A WHOLE NEW
LOOK INTO THE FUTURE

Ultra-compact Triple-Beam LED headlamps cast a striking presence and embody the ideal balance of sophistication and safety. The intelligent high-beam system can automatically switch high beams to low beams when it detects vehicles ahead. And its unique visual arrangement is a new approach to headlamp design, improving both the breadth and dimension of light distribution. The aerodynamically-sculpted rear LED tail lamps help direct airflow rearward and away from the vehicle sides for optimum handling and control.

EXPERTISE PASSED
DOWN THROUGH
GENERATIONS

CRAFTED by HAND BORN FROM PASSION

Every feat of engineering, every pulse of adrenaline, every flawless surface begins and ends with the human touch. Lexus master craftsmen, the *Takumi*, embody an unrivalled commitment to handcrafted perfection, seamless technology and a visceral, direct driving experience. Representing the pinnacle of technical knowledge and expertise passed down through generations, the *Takumi* oversee each element of vehicle development and the work of every technician.



O
M
O
T
E
N
A
S
H
I

THE EPITOME OF HOSPITALITY

THAT'S WHY IT'S A SEAT YOU WON'T
WANT TO LEAVE

The LS is waiting to welcome you, every inch tailored to make any journey one of pure comfort. The cockpit gently cocoons you, while the technology of the future lies at your fingertips. Tangible in every way, the innovative use of semi-aniline leather delivers an unimagined combination of luxurious softness and suppleness.

The instrument console places all controls within your grasp so you never need to lower your eyes from the road. A 24-inch heads-up display, one of the world's largest, keeps you informed of driving conditions. While the upper region of the cabin exudes space and refined airiness, the lower section cradles you, every element designed to envelop your body in reassuring comfort.

Lexus *Takumi* masters meticulously crafted the steering wheel, varying the profile around its circumference for precise control and reassuring grip. Ensuring you never have to remove your hands from their creation, all driving-related functions are embedded in it.

The driver's seat has 28-way power and pneumatic adjustment, including adaptive support for the back, hips and pelvis providing gentle support to every part of your body, ensuring stability while driving. The spacious rear seats feature 22-way adjustment, while all four seats have 4-way adjustable lumbar support, heating and multi-mode Shiatsu massage.





INSPIRED BY TRADITION

DESIGNED FOR THE **FUTURE**

With fluid, delicate lines reminiscent of the traditional Japanese harp (*koto*), the dash accents of the LS are made of magnesium because of its unique tactile qualities. The process requires several layers of surface treatment in order to create its distinct feel and dynamic appearance.





THE WELCOMING

S P I R I T

O F

O M O T E N A S H I

YOU'LL WANT TO TAKE THE LONG WAY HOME

Inspired by the warm glow of the traditional Japanese harp, *andon* lanterns and the welcoming spirit of *omotenashi*, soft illumination warmly invites you into the cabin. Subtle light sources behind the armrest and door trim give the impression that the armrest is elegantly floating, adding to the serene atmosphere.



J A P A N E S E


CRAFTSMEN BELIEVE THAT

WOOD

IS A LIVING ENTITY

THAT'S WHY YOU FEEL ALIVE IN A LEXUS

The Art Wood Herringbone trim involves the same process used to craft top-quality musical instruments. Individual pieces of natural wood in varied colours and grains are arranged and sliced by hand to create the delicate, Lexus-original mosaic design.



PREVIOUSLY UNIMAGINED



SAFETY WITHOUT COMPROMISE

One step closer to a world without accidents. The LS offers a comprehensive suite of exclusive, semi-automated driving technologies honed on one of the most complex highway systems in the world, the Tokyo Metropolitan Expressway.

Vehicle dynamic performance is assured by VDIM (Vehicle Dynamics Integrated Management), which provides integrated management of functions such as the engine, brakes and steering as a single system. Optimally controlling the six types of movement, resulting in a performance drive that is never compromised.

SAFE IN THE CITY

Pre-Crash System with Pedestrian Detection reduces the likelihood and severity of collisions by detecting imminent frontal impact and automatically preparing Brake Assist, reacting before you can, while the emergency brake signal acts, to prevent rear-end collisions.

SAFE CRUISING

High-Speed Dynamic Radar Cruise Control uses advanced radar and camera technology to maintain a safe distance between your LS 500 and the car in front of you – completely stopping, if necessary.

SAFE BETWEEN THE LINES

Lane Departure Alert with Lane Keep Assist keeps your LS 500 in the correct lane, preventing unintentional drifting across road markings.

SAFE INSIDE

10 Supplemental Restraint System (SRS) airbags keep you and your family safe in the unfortunate event of an accident, while the passenger seats will automatically begin to return to an upright position if an imminent collision is detected

SPECIFICATIONS

Engine, Drivetrain and Performance	
Maximum Power (kW @ r/min)	310@6000
Maximum Torque (Nm @ r/min)	600@1600-4800
Engine capacity (litre)	3.5
Adaptive Variable Suspension (AVS)	•
Bore x Stroke (mm)	85.5 x 100
Compression Ratio	10.5 : 1
Displacement (cm ³)	3444
Driven Wheels	Rear Wheel Drive
Engine Code	V35A-FTS
Emission Control	Euro 5 Without OBD
Fuel System	Petrol EFI with D-4ST
Number of Cylinders and Arrangement	V-Type-6
Starting System	Push Start
Suspension (Rear)	Multilink
Suspension (Front)	High Mount Multilink
Transmission	Automatic 10-speed
Turbo Charger	•
Valve Mechanism	24,DOHC,VVT-i (Exh),VVT-iE (Int)
0-100 (sec)	5.0
Top Speed (km/h)	250
Fuel Consumption (Combined Cycle) (l/100km)	9.5
CO2 (g/km)	217
Exterior and Styling	
Shark Fin Antenna	•
LED Daytime Running Light	•
Door Outside Handles	Chrome with Smart Entry
Front and Rear Fog Lamps	•
Windshield Glass	Green, Infrared ray-cut
LED Headlights	Adaptive High-beam System (AHS)
Headlamp Cleaner	•
Automatic Headlamp Levelling	•
LED High-Mounted Brake Light	•
Luggage Boot / Rear Door	Power and Hands-free
Side Mirrors	Colour Coded, Auto-Retractable, Electrochromatic, Heated
LED Rear Lights	•
Front Window Wiper	Intermittent, Auto, Rainsensing
Door Outside Handles	Chrome-Smart Entry
Moonroof	•
Wheel and Tyre	245-45RF20 Alloy run-flat
Interior and Convenience	
Package trim and Tonneau cover	•
Clock	Analogue
Cool Box	•
Door Inside Handles	Chrome
Front Headrest	Active, Butterfly
Rear Headrests	Memory, Butterfly, Power
LED Room and Luggage Room Lamp	•
Starting System	Push Start
Rear View Mirror	Electrochromatic (EC)
Seat Trim	Semi-Aniline Leather
Shift Lever & Knob	Leather
Steering Wheel	3 Spoke/Leather+Wood
Cruise Control	Adaptive
Air Conditioner	Auto 4-Zone

Audio System	Mark Levinson/EMV
Disc Type	DVD
Bluetooth	•
Heads Up Display (HUD)	•
TFT Multi-Information Display	•
Navigation System	EMV, SD Card
Power Socket	Rear - 12V, Front - 12V x2
Electric Power Steering (EPS)	•
Electric Windows	All One Touch
Seat Heater	Front and Rear
Seat Lumbar Support	Driver 4-way, Pelvic/Rear 4-way
Seat Ventilation	Front and Rear
Speakers	Standard-23
Steering Column Adjustments	Power/Tilt & Telescopic, Memory
Steering Switches	Audio, Telephone, Info Display, Voice Command, Lane Departure Alert, Adaptive Cruise Control
USB	2
Seat Massage Function	Vibration/Front & Rear
Safety and Driver Support Systems	
Park Distance Control	•
Blind Spot Monitor (BSM)	With Rear Cross Traffic Alert
Anti-Lock Braking System (ABS)	•
Brake Assist (BA)	•
Electronic Brake Force Distribution (EBD)	•
Hill Assist Control (HAC)	•
Traction Control (TRC)	•
Vehicle Dynamic Integrated Management (VDIM)	•
Vehicle Stability Control (VSC)	•
Drive Mode Select	Eco, Normal, Sport, Sport S+, Comfort, Custom
Lane Keeping System	With Lane Departure Alert
Anti-Theft System	Siren/Intrusion Sensor, Tilt Sensor
Auto Door Lock and Unlock	•
Child Restraint System (ISOFIX)	2
Curtain Airbags	•
Emergency Brake Signal	•
Front Airbags	•
Knee Airbags	•
Pre-Crash System (Brake Synchronised)	•
Side Airbags	•
Airbag On-Off Switch	•
Wireless Door Lock	•
Rear Window Demister	•
Service and Warranty	
Service Intervals (km)	15 000km
Warranty	7years/105000km
Maintenance Plan	7years/105000km
Dimensions and Capacities	
Height (mm)	1450
Length (mm)	5235
Luggage Capacity (L)	480
Wheelbase (mm)	3125
Width (mm)	1900
Turning circle (tyres, m)	5.7
Fuel Tank Size (L)	82
Gross Vehicle Mass (GVM)	2670

INSPIRED BY LUXURIOUS COMFORT

At Lexus, our approach to technology isn't limited to driving; it's the art of connection with the car that's unprecedented in the industry. Inspired by *omotenashi*, the Japanese concept of hospitality, our vision is to make the driver and guests feel cared for from the moment they step into the vehicle. It means anticipating their needs and attending to their comfort, forming a relationship that is seamless and intuitive.

- A

20" ALLOY WHEELS
The LS 500 comes fitted with run-flat tyres on its bespoke 20-inch cast alloy rims.
- B

INNOVATIVE CONVENIENCE
Your LS 500 aims to make your life better with thoughtful touches taking the hard work out of your day. A hands-free boot opens at the swish of a foot. The next-generation remote touchpad interface mimics the intuitive operation of a smartphone, with pulsation feedback and intuitive pinch, swipe and flick gestures. Providing convenient access to multimedia, climate controls and navigation, which integrates with the cloud to give you up-to-date navigational information.
- C

PANORAMIC VIEW MONITOR
Keeping you in tune with your surroundings, the Panoramic View Monitor makes use of a complement of cameras to view a composite image, even keeping you safer around corners.
- D

DRIVE MODE SELECT
Drive Mode Select allows you to match the adaptable performance characteristics of your vehicle to your situation or even mood. With six selectable drive modes, (Eco, Normal, Sport, Sport S+, Comfort, and Custom) the engine responsiveness, gear-change characteristics, steering and even the suspension are all tuned for economy, performance or comfort.

- E

HEATED SIDE MIRRORS
The LS features electrically adjustable mirrors that are auto retractable and electrochromatic. The mirrors are also equipped with heater and Blind Spot Monitor functionalities.
- F

MOONROOF
The expansive moonroof with unique outer-sliding design provides a larger opening and more interior headroom than conventional moonroofs.
- G

MARK LEVINSON
This audio system has 16 channels, 2,400 watts and 23 speakers (including four in the ceiling and the largest subwoofer ever in a Lexus), creating an unprecedented listening space for every person in every seat. It features Quantum Logic® Immersion, the most sophisticated 3D audio technology available.
- H

AUTO-FOUR-ZONE
The Auto-Four-Zone air conditioner monitors the temperature of four separate climate zones and adjusts the ventilation system and the temperature of the front and rear seats and steering wheel individually, so that each zone achieves its preset level of comfort for each passenger as quickly as possible and at the touch of a button.





EXTERIOR COLOURS

In South Africa, 11 different exterior paint finishes including: White Quartz, Manganese Luster, Opulent Blue, Graphite Black, Amber, Black, Morello Red, Sleek ECRU, Sonic Silver, Sonic Agate and Sonic Titanium. These can be paired with one of two interiors, Black or Crimson and Black for an exclusive, premium finish. Colours are available by customer order only.

INTERIOR COLOURS

The LS 500 is available with a Black, or Crimson and Black interior.



085 WHITE QUARTZ

1J2 SONIC SILVER

1J7 SONIC TITANIUM

1K2 MANGANESE LUSTER

212 BLACK

223 GRAPHITE BLACK

3R1 MORELLO RED

3U3 SONIC AGATE

4U7 SLEEK ECRU

4X2 AMBER

8X5 OPULENT BLUE

LEXUS MAINTENANCE

INTRODUCTION

At Lexus, we take pride in the advanced engineering and craftsmanship of the vehicles we build. For that reason, our Warranty and Distance Plans are designed to provide Lexus owners with seamless vehicle maintenance and complete peace of mind. The Lexus Warranty and Distance Plans both enjoy full support by Lexus SA and offer customers access to specialised servicing, maintenance and repair at any Lexus dealer in South Africa, Namibia and Botswana.

WARRANTY AND DISTANCE PLANS

To complement its comprehensive Warranty, the Lexus LS features a Distance Plan Complete that provides for service and maintenance costs. The option to extend the period of cover is available for both the Warranty and Distance Plan Complete. These options can be discussed with your Lexus dealer. To familiarise yourself with the cover provided by Warranty and Distance Plan on the Lexus LS, please consider the information below.

WARRANTY

- Duration: 7 Years or 105 000km from original date of sale.
- Cover: Repair or replacement of components that fail or malfunction as a result of manufacturing or material defect.

DISTANCE PLAN

The Lexus LS features a Distance Plan Complete that will incept with the vehicle's Warranty.

- Duration: 7 service intervals or up to 105 000km
- Cover: All servicing as per manufacturer's schedule (at least every 12 months or 15 000km) as well as the replacement of components as a result of normal wear and tear.

Consult with your Lexus dealer for more information on the terms and conditions of the Warranty and Distance Plan Complete offered on the LS.

MY LEXUS

MANAGE YOUR LEXUS EXPERIENCE FROM YOUR MOBILE DEVICE

With the innovative My Lexus mobile application, Lexus owners can enjoy unparalleled convenience by creating a personalised profile. My Lexus provides Lexus owners access to:

- Real-time service bookings with immediate confirmation
- Lexus Financial Services information
- Customised communication and dealer preference
- Monitoring of sales and service transactions
- Location based Roadside Assistance

The My Lexus application is available for Apple and Android devices. Register at www.lexus.co.za

LEXUS LIFE

Our online magazine, Lexus Life celebrates innovative design, sustainable technologies and premium experiences around the globe.

Download the app from Google Play or the App Store. Keep up to date with all things Lexus here: www.lexus.co.za/lexus-life

Certain vehicle details and specifications contained in this brochure may differ from available models. Toyota Motor Corporation of Japan and Toyota SA (Pty) Ltd. make no warranties, either expressed or implied, concerning the verisimilitude of contained material. Toyota reserves the right to alter any details of specifications and equipment without notice. Waste Tyre Registration Number: TPREG0031GAU.

© 2015 Lexus South Africa* reserves the right to alter any details of specifications and equipment without notice. Details of specifications and equipment are also subject to change to suit local conditions and requirements. Please enquire at your local Lexus Authorised Dealer of any such changes that might be required for your area.



Find Lexus South Africa on:  Lexus South Africa  @Lexus_SA  lexus_southafrica
For a detailed list of specifications please visit www.lexus.co.za

PMN05X0008 Date 2018/07.