



ES |  LEXUS
EXPERIENCE AMAZING

THE ESSENCE OF COMFORT



We all need a sanctuary, a break from everyday stress, from work and routine. The world says you have to step out of your comfort zone to experience magic. But sometimes a comfort zone is where amazing already exists. A flagship reimagined. The Lexus ES merges traditional grace and elegance with future vision, without compromise. Emotion has been harnessed and reflected in a brave new design that is lower, wider and sleeker, a sedan that has adopted a coupé-like silhouette. The seventh generation Lexus ES ushers in an era of performance, made possible by the all-new GA-K (Global Architecture-K) platform and mirrored by design that stirs the soul.

THE EXCEPTIONAL BODY RIGIDITY ALLOWS FOR INCREDIBLE DESIGN FREEDOM, RESULTING IN DESIGN THAT HAS THE CONFIDENCE TO STAND OUT.

Model Shown ES 300H



CONTROLLED

P Performance is about feelings, about the intense stirrings of your senses, of your being. The Lexus ES range places all available performance in the driver's hands for an intimate experience. It is performance that can be heard and felt.

E
R
F
O The Lexus ES 250 uses a four-cylinder, 2.5-litre petrol engine to produce a maximum of 152kW of power at 6600rpm and 243Nm of torque at 4000-5000rpm, and can achieve a top speed of 210km/h. An eight-speed automatic transmission with AI (Artificial Intelligence) shift control, maximises driver enjoyment and comfort, while still maintaining a combined fuel consumption of 6.6 litres per 100km.

R
M
A
N The Lexus ES 300H uses only 4.6 litres of petrol per 100km, and produces absolutely no emissions in Electric Vehicle mode. The advanced petrol-electric hybrid system uses the breakthrough Self-Charging Hybrid system for maximum efficiency. Combined maximum power from the 2.5-litre petrol engine and the nickel-hydrogen battery system is 131kW at 5700rpm, and combined torque is 221Nm at 3600-5200rpm. An ECVT (Electronically Controlled Continuously Variable Transmission) drivetrain maximises both efficiency and performance.

C
E Yoshiaki Ito, the Lexus ES chief test driver, explained: "We want every kind of driver to feel a sense of complete control when they are inside the ES. It's a level of comfort that goes beyond merely delivering a smooth ride."

THE 2018 LEXUS ES RANGE CHALLENGES MEDIOCRITY. EVERY MODEL EXCELS AND PROVOKES.

The petrol ES 250 EX and hybrid ES 300H SE set a standard of excellence with unparalleled levels of sophistication, elegance and performance.

PROGRESSIVE PRESENCE

The seventh-generation Lexus ES is designed for a passionate and emotional connection, starting with a profile that is impossible to ignore.

The striking signature chrome spindle grille is a significant feature of the Lexus ES appearance, a sculpted form that speaks of inherited architecture and meticulous craftsmanship. It is the embodiment of provocative elegance, of finesse and sophistication. As central to the design of the Lexus ES as it is, it is just one element of the evocative design. Every curve builds from the grille and relates to the overall design language. Athletic headlights and daytime running lights flow from the spindle grille, emphasising the sleek lines of the three-dimensional front-end, tracing the outline of the lowered roofline with the tilt and slide moonroof. From the acoustic-enhancing front glass with rain-sensing window wipers, to the LED tail-lights and high-mount brake lights, there is no mistaking the lithe silhouette of the ES.

The Lexus *Takumi* craftsmen embody the quest for perfection by carefully refining design elements, for exquisite holistic balance. Boldness is balanced with elegance and innovative design characteristics are made possible by the new chassis platform that allows the New Generation ES to be longer, wider and more spacious than ever before, but with a sleeker and lower silhouette. The fastback roofline captures the glamour of a coupé and emphasises the low stance, while the interior roominess is all premium sedan.

Befitting its status as the leader of the range, the Lexus ES 300H is further embellished with features such as colour-coded, auto-retractable side mirrors that are memory programmable, dynamic headlamp levelling with LED Adaptive High-Beam Headlights and 18-inch alloy wheels.

THE CRAFT OF COMFORT

The meticulous attention to detail of the Lexus *Takumi* craftsmen is evident in every inch of the Lexus ES interior, having added a refined human touch to all aspects of the design and development. In a physical manifestation of *Omotenashi*, the Japanese philosophy of warm hospitality where your every need is anticipated and catered for, the Lexus ES offers a personal comfort zone, an escape from the ordinary. Where other cars talk of luxury, the Lexus ES embodies it.

The ES seduces you with details such as embossed stitching on semi-aniline leather-trimmed* seating and real wood trim* on the doors and steering wheel. The door panels flow into the instrument console, creating a sense of spaciousness, and at the same time placing all controls for the Lexus Navigation*, Multi-information display and Lexus Premium audio systems within your grasp, while all driving related functions, as well as those for communication, are controlled from the heated* leather-trimmed steering wheel. For convenience, there's a wireless smartphone charger* in the console box. Define your own personal climate with automatic dual zone climate control (three-zone in the ES 300H, with a humidity sensor).

For further individual comfort, the front seats of all ES models have adjustable lumbar support, seat heaters and are electrically-adjustable. In the Lexus ES 300H, the driver seat has a memory function and heating extends to the rear.

At Lexus we understand that all passengers deserve the same levels of luxury, so special attention has been given to the rear spaciousness and comfort, with quilted seats and a more relaxed seating position. Rear passengers are welcomed by illuminated entry and wider legroom, with ample interior storage space and a 420 litre luggage capacity.

*Available on ES 300H only



Model Shown ES 300H

HYBRID TECHNOLOGY

THE ADVANCED PETROL-ELECTRIC HYBRID SYSTEM
USES THE BREAKTHROUGH SELF-CHARGING
HYBRID SYSTEM FOR MAXIMUM EFFICIENCY.

Lexus is the defiant innovator of hybrid technology, and the ES Hybrid is proof of that mastery producing nearly 70% fewer smog-forming emissions than comparable petrol engines. The new generation hybrid system provides outstanding efficiency and an exhilarating drive. The new hybrid transaxle provides the lowest fuel consumption and highest driving performance in its class. A Lexus-first Hybrid Acoustics silencer provides noise absorption and insulation for further quietness in the ES 300H, while the compact and lightweight nickel-metal hydride battery (Ni-MH) is stored under the rear seat, allowing for more luggage space.

One of our most advanced and efficient hybrid systems to date, the ES Hybrid offers exquisite comfort and unparalleled reliability that can only come from a Lexus.

THE COMFORT OF SAFETY

SAFETY

At Lexus safety is of paramount importance, which is why the new Lexus ES features the most advanced passive and active safety and driver support systems available. Fundamental safety is taken care of by the anti-theft system, smart entry and start system, auto-door lock and child-locks, as well as all-round seatbelt warning.

A COLLISION PREVENTION

The safety technology of the Lexus ES works to prevent collisions, with intelligent systems such as Pre-Crash System* with synchronised braking as well as Lane-Departure Alert* with Lane-Keep Assist*, which warns the driver of an inadvertent lane departure or potential departure due to swaying, and can even take corrective measures to help keep you within your visibly marked lane.

B SAFE CRUISING

Dynamic Radar Cruise Control* uses radar and camera technology to maintain a pre-set speed and following distance from the vehicle ahead. If you get closer than the pre-set distance, the throttle is automatically reduced and the brakes may be applied. As soon as the road ahead clears, your Lexus returns to its pre-set speed.

C ENHANCED VISIBILITY

Intelligent LED Adaptive High-Beam Headlamps* provide greater visibility for you as well as other drivers. When the road ahead is clear, the system defaults to high-beam mode, then temporarily switches to low beams when it senses the headlamps or taillamps of vehicles ahead.

D TOTAL CONTROL

An ABS system with Electronic Brakeforce Distribution (EBD), combine with Vehicle Stability Control (VSC), Hill Assist Control (HAC), and Traction Control (TRC) for the utmost confidence behind the wheel. The Blind Spot Monitor (BSM)* and front and rear Park Distance Control (PDC) detect all-round obstructions in adjacent lanes or when manoeuvring in to parking bays.

E SAFETY FOR EVERYONE

For the unfortunate event of an accident, every Lexus ES is fitted with a comprehensive suite of airbags: driver and front passenger front and knee airbags, side and curtain airbags, rear outboard seat-mounted side airbags, as well as two ISOFIX rear seat anchors.



*Available on ES 300H only

Images shown for illustrative purposes

TECHNOLOGY THAT INSPIRES

IMAGINATIVE TECHNOLOGY

This is the most technologically advanced Lexus ES ever, with traditional measures of comfort merged with cutting-edge technology for all-encompassing driving pleasure.

A HEADLIGHTS - LED-ADAPTIVE HIGH-BEAM SYSTEM (AHS)*

Ultra-compact triple-beam headlamps cast a striking presence. The intelligent high-beam system automatically switches from high to low beams when it detects vehicles ahead. It's a new approach to headlamp design, with unrivalled light distribution.

B HEAD-UP DISPLAY (HUD)*

The largest-in-class high-resolution colour display projects critical information in the driver's field of view, allowing for maximum on-road concentration.

C MARK LEVINSON 17 SPEAKERS SOUND SYSTEM*

The Lexus ES is a visceral experience of the senses, which is why a 17-speaker*, 835-watt Mark Levinson® Premium Surround Sound Audio System* was developed specifically for this vehicle.

D REMOTE TOUCH INTERFACE

A smooth touchpad surface provides a smartphone-like operation for slick command of the audio and navigation* systems.

E PANORAMIC VIEW MONITOR (PVM)*



Keeping you in tune with your surroundings, the Panoramic View Monitor makes use of a complement of cameras to view a composite image, even keeping you safer around corners.

F LEXUS NAVIGATION SYSTEM*

Providing convenient access to multimedia, climate controls and navigation, which integrates with the cloud to give you up-to-date navigational information.

G AIR CONDITIONER - AUTO-3-ZONE WITH HUMIDITY SENSOR*

The Auto-Three-Zone air conditioner monitors the temperature of three separate climate zones and adjusts the ventilation system and the temperature of the front and rear seats individually, so that each zone achieves its preset level of comfort for each passenger as quickly as possible and at the touch of a button.



*Available on ES 300H only

Images shown for illustrative purposes

Engine, Drivetrain and Performance	Lexus ES 250 EX	Lexus ES 300h SE
Maximum Power (kW @ r/min)	152@6600	131@5700
Maximum Torque (Nm @ r/min)	243@4000-5000	221@3600-5200
Engine capacity (litre)	2.5	2.5
Bore x Stroke (mm)	87.5x103.4	87.5x103.4
Compression Ratio	13.0 : 1	14.0 : 1
Displacement (cm³)	2487	2487
Driven Wheels	FWD	FWD
Emission Control	Euro 5-Without OBD	Euro 5-Without OBD
Engine Code	A25A-FKS	A25A-FXS
Fuel System	Petrol	Petrol Hybrid
Number of Cylinders and Arrangement	Inline-4	Inline-4
Starting System	Push Start	Push Start
Suspension (Front)	MacPherson-Strut	MacPherson-Strut
Suspension (Rear)	Wishbone-Trailing	Wishbone-Trailing
Transmission	Direct Shift Automatic-8-speed	ECVT
Valve Mechanism	16,DOHC,VVT-i (Exh),VVT-iE (Int)	16,DOHC,VVT-i (Exh),VVT-iE (Int)
Battery	LN3 - ECO	LN2 HV
0-100 (sec)	9.1	8.9
Top Speed (km/h)	210	180
Fuel Consumption (Combined Cycle) (l/100km)	6.6	4.6
CO ₂ (g/km)	150	104
Exterior and Styling		
Window Antenna	•	•
Daytime Running Light	•	•
Door Outside Handles	Colour Coded-Smart Entry	Colour Coded-Smart Entry
Windshield Glass	Acoustic	Acoustic
Headlights	Bi-LED	LED-Adaptive High-beam System (AHS)
Headlamps Cleaner		•
Headlamp Levelling	Automatic	Dynamic
LED High-Mounted Brake Light	•	•
Side Mirrors	Colour Coded, Retractable	Colour Coded, Auto-Retractable, Memory, Reverse-linked Tilt
LED Rear Lights	•	•
Rear Fog Lamp	•	•
Rain-sensing Front Window Wiper	•	•
Wheel and Tyre	F:215-55R17 Alloy / R:215-55R17 Alloy	F:235-45R18 Alloy / R:235-45R18 Alloy
Roof	Moonroof, Tilt & Slide	Moonroof, Tilt & Slide
Interior and Convenience		
Package trim and Tonneau cover	•	•
Analogue Clock	•	•
Door Inside Handles	Chrome	Chrome
Door Trim	Moulded	Wood + Illumination
Front Headrest	Adjustable-2	Adjustable-2
Rear Headrests	Adjustable-3	Adjustable-3
Rear View Mirror	Electrochromatic (EC)	Electrochromatic (EC)
Luggage Room Lamp	•	•
Seat Trim	Synthetic Leather	Semi-Aniline Leather
Shift Lever & Knob	Leather	Leather
Steering Wheel	3 Spoke / Leather	3 Spoke / Leather+Wood+Heated
Cruise Control	•	Adaptive
Air Conditioner	Auto-Dual zone	Auto-3-Zone, Humidity Sensor
Audio System	Lexus Premium / DAB	Mark Levinson / DAB
Reverse Camera	Display Audio	Display Audio / Panoramic View Monitor
Bluetooth	•	•
Disc Type	CD	DVD
Head-Up Display (HUD)	•	•

TFT Colour Multi-Information Display	•	•
Navigation System	•	EMV
Power Socket	Front - 12V, Rear - 12V	Front - 12V, Rear - 12V
Power Steering	Electric (EPS)	Electric (EPS)
Seat Heater	Driver and Passenger only	Front and Rear
Seat Lumbar Support	Driver 2-way, Standard D+P-Passenger 2-way	Driver 4-way, Standard D+P-Passenger 4-way
Speakers	Standard-10	Standard-17
Steering Column Adjustments	Power / Tilt & Telescopic	Power / Tilt & Telescopic, Memory
Steering Switches	Audio, Telephone, Cruise Control, Info Display, Voice Command	Audio, Telephone, Info Display, Voice Command, Lane Departure Alert, Adaptive Cruise Control
USB	2	2
Safety and Driver Support Systems		
Airbag On-Off Switch	•	•
Anti-Theft System	Horn / Intrusion Sensor	Horn / Intrusion Sensor
Auto Door Lock	Speed Dependent	Speed Dependent
Child Restraint System (ISOFIX)	2	2
Curtain Airbags	•	•
Emergency Brake Signal	•	•
Front Airbag(s)	Driver + Passenger	Driver + Passenger
Electric Parking Brake	•	•
Knee Airbag(s)	Driver + Passenger	Driver + Passenger
Pre-Crash System (Brake Synchronised)		•
Side Airbags	Front + Rear	Front + Rear
Wireless Door Lock	Smart Entry	Smart Entry
Rear Window Demister	•	•
Tyre Pressure Monitor	•	•
Park Distance Control	Front + Rear	Front + Rear
Anti-Lock Braking System (ABS)	•	•
Blind Spot Monitor (BSM)	•	•
Electronic Brake Force Distribution (EBD)	•	•
Hill Assist Control (HAC)	•	•
Traction Control (TRC)	•	•
Vehicle Stability Control (VSC)	•	•
Lane Keeping System	•	Lane Keeping Assist with Lane Departure Alert
Service and Warranty		
Service Intervals (km)	15 000km	15 000km
Maintenance Plan	7years / 105 000km	7years / 105 000km
Warranty	7years / 105 000km	7years / 105 000km
Dimensions and Capacities		
Fuel Tank Size (L)	60	50
Gross Vehicle Mass (GVM)	2110	2150
Height (mm)	1445	1445
Length (mm)	4975	4975
Luggage	420	420
Turning circle (tyres, m)	5.8	5.9
Wheelbase (mm)	2870	2870
Width (mm)	1865	1865

EXTERIOR COLOURS


In South Africa, nine different exterior paint finishes are available including: White Quartz, Platinum Silver, Sonic Titanium, Mercury Grey, Black*, Morello Red*, Ice Ecu*, Olive Green* and Opulent Blue*.

* Customer order only

INTERIOR COLOURS

The Lexus ES is available with a Black, Chateau, Topaz Brown* or Rich Cream* interior (model dependent).

* Customer order only




BLACK



TOPAZ
BROWN



CHATEAU



RICH
CREAM



085 WHITE QUARTZ



1J4 PLATINUM SILVER



1J7 SONIC TITANIUM



1H9 MERCURY GREY



212* BLACK



3R1* MORELLO RED



4X8* ICE ECRU



6X0* OLIVE GREEN



8X5* OPULENT BLUE



LEXUS MAINTENANCE

INTRODUCTION

At Lexus, we take pride in the advanced engineering and craftsmanship of the vehicles we build. For that reason, our Warranty and Distance Plans are designed to provide Lexus owners with seamless vehicle maintenance and complete peace of mind. The Lexus Warranty and Distance Plans both enjoy full support by Lexus SA and offer customers access to specialised servicing, maintenance and repair at any Lexus dealer in South Africa, Namibia and Botswana.

WARRANTY AND DISTANCE PLANS

To complement its comprehensive Warranty, the 2018 Lexus ES features a Distance Plan Complete that provides for service and maintenance costs. The option to extend the period of cover is available for both the Warranty and Distance Plan Complete. These options can be discussed with your Lexus dealer. To familiarise yourself with the cover provided by Warranty and Distance Plan on the 2018 Lexus ES, please consider the information below.

WARRANTY

- Duration: 7 Years or 105 000km from original date of sale.
- Cover: Repair or replacement of components that fail or malfunction as a result of manufacturing or material defect.

DISTANCE PLAN

For the 2018 Lexus ES, all Distance Plans have been improved. Both Lexus ES models are covered by a Distance Plan Complete full maintenance plan for 7 years / 105 000km as well as a comprehensive manufacturer's warranty.

MY LEXUS

MANAGE YOUR LEXUS EXPERIENCE FROM YOUR MOBILE DEVICE

With the innovative My Lexus mobile application, Lexus owners can enjoy unparalleled convenience by creating a personalised profile. My Lexus provides Lexus owners access to:

- Real-time service bookings with immediate confirmation
- Lexus Financial Services information
- Customised communication and dealer preference
- Monitoring of sales and service transactions
- Location based Roadside Assistance

The My Lexus application is available for Apple and Android devices. Register at www.lexus.co.za

LEXUS LIFE

Our online magazine, Lexus Life celebrates innovative design, sustainable technologies and premium experiences around the globe.

Download the app from Google Play or the App Store.

Keep up to date with all things Lexus here:

www.lexus.co.za/lexus-life



Certain vehicle details and specifications contained in this brochure may differ from available models. Toyota Motor Corporation of Japan and Toyota SA (Pty) Ltd. make no warranties, either expressed or implied, concerning the verisimilitude of contained material. Toyota reserves the right to alter any details of specifications and equipment without notice. Waste Tyre Registration Number: TPREG0031GAU.

© 2015 Lexus South Africa* reserves the right to alter any details of specifications and equipment without notice. Details of specifications and equipment are also subject to change to suit local conditions and requirements. Please enquire at your local Lexus Authorised Dealer of any such changes that might be required for your area.



Find Lexus South Africa on:  Lexus South Africa  @Lexus_SA  lexus_southafrica
For a detailed list of specifications please visit www.lexus.co.za

PMN01A0005 Date 2018/10